

Review of the Emerging Evidence Demonstrating the Efficacy of Ivermectin in the Prophylaxis and Treatment of COVID-19

Pierre Kory, MD^{1*}, G. Umberto Meduri, MD^{2†}, Jose Iglesias, DO³, Joseph Varon, MD⁴, Keith Berkowitz, MD⁵, Howard Kornfeld, MD⁶, Eivind Vinjevoll, MD⁷, Scott Mitchell, MBChB⁸, Fred Wagshul, MD⁹, Paul E. Marik, MD¹⁰

¹ Front-Line Covid-19 Critical Care Alliance.

² Memphis VA Medical Center - Univ. of Tennessee Health Science Center, Memphis, TN.

³ Hackensack School of Medicine, Seton Hall, NJ.

⁴ University of Texas Health Science Center, Houston, TX.

⁵ Center for Balanced Health, New York

⁶ Recovery Without Walls

⁷ Volda Hospital, Volda, Norway

⁸ Princess Elizabeth Hospital, Guernsey, UK

⁹ Lung Center of America, Dayton, Ohio

¹⁰ Eastern Virginia Medical School

* Correspondence:

Corresponding Author: Pierre Kory, MD, MPA

pkory@flccc.net

1 These authors have contributed equally to this work

† Dr. Meduri's contribution is the result of work supported with the resources and use of facilities at the Memphis VA Medical Center. The contents of this commentary do not represent the views of the U.S. Department of Veterans Affairs or the United States Government

Keywords

Ivermectin, COVID-19, infectious disease, pulmonary infection, respiratory failure

Manuscript Length

Number of words: 8185; lines: 790; tables: 4; figures: 7.

Abstract

In March 2020, the Front Line COVID-19 Critical Care Alliance (FLCCC) was created and led by Professor Paul E. Marik to continuously review the rapidly emerging basic science, translational, and clinical data to develop a treatment protocol for COVID-19. The FLCCC then recently discovered that ivermectin, an anti-parasitic medicine, has highly potent anti-viral and anti-inflammatory properties against COVID-19. They then identified repeated, consistent, large magnitude improvements in clinical outcomes in multiple, large, randomized and observational controlled trials in both prophylaxis and treatment of COVID-19. Further, data showing impacts on population wide health outcomes have resulted from multiple, large “natural experiments” that occurred when various

city mayors and regional health ministries within South American countries initiated “ivermectin distribution” campaigns to their citizen populations in the hopes the drug would prove effective. The tight, reproducible, temporally associated decreases in case counts and case fatality rates in each of those regions compared to nearby regions without such campaigns, suggest that ivermectin may prove to be a global solution to the pandemic. This was further evidenced by the recent incorporation of ivermectin as a prophylaxis and treatment agent for COVID-19 in the national treatment guidelines of Belize, Macedonia, and the state of Uttar Pradesh in Northern India, populated by 210 million people. To our knowledge, the current review is the earliest to compile sufficient clinical data to demonstrate the strong signal of therapeutic efficacy as it is based on numerous clinical trials in multiple disease phases. One limitation is that half the controlled trials have been published in peer-reviewed publications, with the remainder taken from manuscripts uploaded to medicine pre-print servers. Although it is now standard practice for trials data from pre-print servers to immediately influence therapeutic practices during the pandemic, given the controversial therapeutics adopted as a result of this practice, the FLCCC argues that it is imperative that our major national and international health care agencies devote the necessary resources to more quickly validate these studies and confirm the major, positive epidemiological impacts that have been recorded when ivermectin is widely distributed among populations with a high incidence of COVID-19 infections.

Introduction

1 In March 2020, an expert panel called the Front Line COVID-19 Critical Care Alliance (FLCCC)
2 was created and led by Professor Paul E. Marik.¹ The group of expert critical care physicians and
3 thought leaders immediately began continuously reviewing the rapidly emerging basic science,
4 translational, and clinical data in COVID-19 which then led to the early creation of a treatment
5 protocol for hospitalized patients based on the core therapeutic interventions of methylprednisolone,
6 ascorbic acid, thiamine and heparin (MATH+), with the “+” referring to multiple, optional adjunctive
7 treatments. The MATH+ protocol was based on the collective expertise of the group in both the
8 research and treatment of multiple other severe infections causing lung injury.

9 Two manuscripts reviewing different aspects of both the scientific rationale and evolving
10 published clinical evidence in support of the MATH+ protocol were published in major medical
11 journals at two different time points in the pandemic (Kory et al., 2020;Marik et al., 2020). The most
12 recent paper reported a 6.1% hospital mortality rate in COVID-19 patients measured in the two U.S
13 hospitals that systematically adopted the MATH+ protocol (Kory et al., 2020). This was a markedly
14 decreased mortality rate compared to the 23.0% hospital mortality rate calculated from a review of 45
15 studies including over 230,000 patients (unpublished data; available on request).

16 Although the adoption of MATH+ has been considerable, it largely occurred only after the
17 treatment efficacy of the majority of the protocol components (corticosteroids, ascorbic acid, heparin,
18 statins, Vitamin D, melatonin) were either validated in subsequent randomized controlled trials or
19 more strongly supported with large observational data sets in COVID-19 (Entrenas Castillo et al.,
20 2020;Horby et al., 2020;Jehi et al., 2020;Nadkarni et al., 2020;Rodriguez-Nava et al., 2020;Zhang et
21 al., 2020a;Zhang et al., 2020b). Despite the plethora of supportive evidence, the MATH+ protocol for
22 hospitalized patients has not yet become widespread. Further, the world is in a worsening crisis with
23 the potential of again overwhelming hospitals and ICU’s. As of December 31st, 2020, the number of
24 deaths attributed to COVID-19 in the United States reached 351,695 with over 7.9 million active

¹ <https://www.flccc.net>

25 cases, the highest number to date.² Multiple European countries have now begun to impose new
26 rounds of restrictions and lockdowns.³

27 Further compounding these alarming developments was a wave of recently published results
28 from therapeutic trials done on medicines thought effective for COVID-19 which found a lack of
29 impact on mortality with use of remdesivir, hydroxychloroquine, lopinavir/ritonavir, interferon, con-
30 valescent plasma, tocilizumab, and mono-clonal antibody therapy (Agarwal et al., 2020; Consortium,
31 2020; Hermine et al., 2020; Salvarani et al., 2020).⁴ One year into the pandemic, the only therapy
32 considered “proven” as a life-saving treatment in COVID-19 is the use of corticosteroids in patients
33 with moderate to severe illness (Horby et al., 2020). Similarly, most concerning is the fact that little
34 has proven effective to prevent disease progression to prevent hospitalization.

35 Fortunately, it now appears that ivermectin, a widely used anti-parasitic medicine with known
36 anti-viral and anti-inflammatory properties is proving a highly potent and multi-phase effective
37 treatment against COVID-19. Although growing numbers of the studies supporting this conclusion
38 have passed through peer review, approximately half of the remaining trials data are from manuscripts
39 uploaded to medical pre-print servers, a now standard practice for both rapid dissemination and
40 adoption of new therapeutics throughout the pandemic. The FLCCC expert panel, in their prolonged
41 and continued commitment to reviewing the emerging medical evidence base, and considering the
42 impact of the recent surge, has now reached a consensus in recommending that ivermectin for both
43 prophylaxis and treatment of COVID-19 should be systematically and globally adopted.

44 The FLCCC recommendation is based on the following set of conclusions derived from the existing
45 data, which will be comprehensively reviewed below:

- 46 1) Since 2012, multiple *in vitro* studies have demonstrated that Ivermectin inhibits the
47 replication of many viruses, including influenza, Zika, Dengue and others (Mastrangelo et al.,
48 2012; Wagstaff et al., 2012; Tay et al., 2013; Götz et al., 2016; Varghese et al., 2016; Atkinson et
49 al., 2018; Lv et al., 2018; King et al., 2020; Yang et al., 2020).
- 50 2) Ivermectin inhibits SARS-CoV-2 replication and binding to host tissue via several observed
51 and proposed mechanisms (Caly et al., 2020a).
- 52 3) Ivermectin has potent anti-inflammatory properties with *in vitro* data demonstrating profound
53 inhibition of both cytokine production and transcription of nuclear factor- κ B (NF- κ B), the
54 most potent mediator of inflammation (Zhang et al., 2008; Ci et al., 2009; Zhang et al., 2009).
- 55 4) Ivermectin significantly diminishes viral load and protects against organ damage in multiple
56 animal models when infected with SARS-CoV-2 or similar coronaviruses (Arevalo et al.,
57 2020; de Melo et al., 2020).
- 58 5) Ivermectin prevents transmission and development of COVID-19 disease in those exposed to
59 infected patients (Behera et al., 2020; Bernigaud et al., 2020; Carvalho et al., 2020b; Elgazzar et
60 al., 2020; Hellwig and Maia, 2020; Shouman, 2020).
- 61 6) Ivermectin hastens recovery and prevents deterioration in patients with mild to moderate
62 disease treated early after symptoms (Carvalho et al., 2020a; Elgazzar et al., 2020; Gorial et al.,
63 2020; Khan et al., 2020; Mahmud, 2020; Morgenstern et al., 2020; Robin et al., 2020).
- 64 7) Ivermectin hastens recovery and avoidance of ICU admission and death in hospitalized
65 patients (Elgazzar et al., 2020; Hashim et al., 2020; Khan et al., 2020; Niaee et al.,
66 2020; Portmann-Baracco et al., 2020; Rajter et al., 2020; Spoorthi V, 2020).

² <https://www.worldometers.info/coronavirus/country/us/>

³ <https://www.npr.org/sections/coronavirus-live-updates/2020/12/15/946644132/some-european-countries-batten-down-for-the-holidays-with-new-coronavirus-lockdo>

⁴ <https://www.lilly.com/news/stories/statement-activ3-clinical-trial-nih-covid19>

- 67 8) Ivermectin reduces mortality in critically ill patients with COVID-19 (Elgazzar et al.,
68 2020;Hashim et al., 2020;Rajter et al., 2020).
69 9) Ivermectin leads to striking reductions in case-fatality rates in regions with widespread use
70 (Chamie, 2020).⁵
71 10) The safety, availability, and cost of ivermectin is nearly unparalleled given its near nil drug
72 interactions along with only mild and rare side effects observed in almost 40 years of use and
73 billions of doses administered (Kircik et al., 2016).
74 11) The World Health Organization has long included ivermectin on its “List of Essential
75 Medicines”.⁶

76 Following is a comprehensive review of the available efficacy data as of December 12, 2020, taken
77 from *in vitro*, animal, clinical, and real-world studies all showing the above impacts of ivermectin in
78 COVID-19.

History of ivermectin

79 In 1975, Professor Satoshi Omura at the Kitasato institute in Japan isolated an
80 unusual *Streptomyces* bacteria from the soil near a golf course along the south east coast of [Honshu](#),
81 Japan. Omura, along with William Campbell, found that the bacterial culture could cure mice
82 infected with the roundworm *Heligmosomoides polygyrus*. Campbell isolated the active compounds
83 from the bacterial culture, naming them "avermectins" and the bacterium *Streptomyces avermitilis* for
84 the compounds' ability to clear mice of worms (Crump and Omura, 2011). Despite decades of
85 searching around the world, the Japanese microorganism remains the only source of avermectin ever
86 found. Ivermectin, a derivative of avermectin, then proved revolutionary. Originally introduced as a
87 veterinary drug, it soon after made historic impacts in human health, improving the nutrition, general
88 health and well-being of billions of people worldwide ever since it was first used to treat
89 Onchocerciasis (river blindness) in humans in 1988. It proved ideal in many ways, given that it was
90 highly effective, broad-spectrum, safe, well tolerated and could be easily administered (Crump and
91 Omura, 2011). Although it was used to treat a variety of internal nematode infections, it was most
92 known as the essential mainstay of two global disease elimination campaigns that has nearly
93 eliminated the world of two of its most disfiguring and devastating diseases. The unprecedented
94 partnership between Merck & Co. Inc., and the Kitasato Institute combined with the aid of
95 international health care organizations has been recognized by many experts as one of the greatest
96 medical accomplishments of the 20th century. One example was the decision by Merck & Co to
97 donate ivermectin doses to support the Meztican Donation Program which then provided over 570
98 million treatments in its first 20 years alone (Tambo et al.). Ivermectins' impacts in controlling
99 Onchocerciasis and Lymphatic filariasis, diseases which blighted the lives of billions of the poor and
100 disadvantaged throughout the tropics, is why its discoverers were awarded the Nobel Prize in
101 Medicine in 2015 and the reason for its inclusion on the WHO's "List of Essential Medicines."
102 Further, it has also been used to successfully overcome several other human diseases and new uses
103 for it are continually being found (Crump and Omura, 2011).

104

Pre-Clinical Studies of Ivermectin's activity against SARS-CoV-2

⁵ <https://trialsitenews.com/an-old-drug-tackles-new-tricks-ivermectin-treatment-in-three-brazilian-towns/>

⁶ <https://www.who.int/publications/i/item/WHOMVPEMPIAU201907>

105 Since 2012, a growing number of cellular studies have demonstrated that ivermectin has anti-viral
106 properties against an increasing number of RNA viruses, including influenza, Zika, HIV, Dengue,
107 and most importantly, SARS-CoV-2 (Mastrangelo et al., 2012;Wagstaff et al., 2012;Tay et al.,
108 2013;Götz et al., 2016;Varghese et al., 2016;Atkinson et al., 2018;Lv et al., 2018;King et al.,
109 2020;Yang et al., 2020). Insights into the mechanisms of action by which ivermectin both interferes
110 with the entrance and replication of SARS-CoV-2 within human cells are mounting. Caly et al first
111 reported that ivermectin significantly inhibits SARS-CoV-2 replication in a cell culture model,
112 observing the near absence of all viral material 48h after exposure to ivermectin (Caly et al., 2020b).
113 However, some questioned whether this observation is generalizable clinically given the inability to
114 achieve similar tissue concentrations employed in their experimental model using standard or even
115 massive doses of ivermectin (Bray et al., 2020;Schmith et al., 2020). It should be noted that the
116 concentrations required for effect in cell culture models bear little resemblance to human physiology
117 given the absence of an active immune system working synergistically with a therapeutic agent such
118 as ivermectin. Further, prolonged durations of exposure to a drug likely would require a fraction of
119 the dosing in short term cell model exposure. Further, multiple co-existing or alternate mechanisms
120 of action likely explain the clinical effects observed, such as the competitive binding of ivermectin
121 with the host receptor-binding region of SARS-CoV-2 spike protein, as proposed in six molecular
122 modeling studies (Dayer, 2020;Hussien and Abdelaziz, 2020;Lehrer and Rheinstein, 2020;Maurya,
123 2020;Nallusamy et al., 2020;Suravajhala et al., 2020). In four of the studies, ivermectin was
124 identified as having the highest or among the highest of binding affinities to spike protein S1 binding
125 domains of SARS-CoV-2 among hundreds of molecules collectively examined, with ivermectin not
126 being the particular focus of study in four of these studies (Schein, 2020). This is the same
127 mechanism by which viral antibodies, in particular, those generated by the Pfizer and Moderna
128 vaccines, contain the SARS-CoV-2 virus. The high binding activity of ivermectin to the SARS-CoV-
129 2 spike protein could limit binding to either the ACE-2 receptor or sialic acid receptors, respectively
130 either preventing cellular entry of the virus or preventing hemagglutination, a recently proposed
131 pathologic mechanism in COVID-19 (Dasgupta J, 2020;Dayer, 2020;Lehrer and Rheinstein,
132 2020;Maurya, 2020;Schein, 2020). Ivermectin has also been shown to bind to or interfere with
133 multiple essential structural and non-structural proteins required by the virus in order to replicate
134 (Lehrer and Rheinstein, 2020;Sen Gupta et al., 2020). Finally, ivermectin also binds to the SARS-
135 CoV-2 RNA-dependent RNA polymerase (RdRp), thereby inhibiting viral replication (Swargiary,
136 2020).

137 Arevalo et al investigated in a murine model infected with a type 2 family RNA coronavirus
138 similar to SARS-CoV-2, (mouse hepatitis virus), the response to 500 mcg/kg of ivermectin vs.
139 placebo (Arevalo et al., 2020). The study included 40 infected mice, with 20 treated with ivermectin,
140 20 with phosphate buffered saline, and then 16 uninfected control mice that were also given
141 phosphate buffered saline. At day 5, all the mice were euthanized to obtain tissues for examination
142 and viral load assessment. The 20 non-ivermectin treated infected mice all showed severe
143 hepatocellular necrosis surrounded by a severe lymphoplasmacytic inflammatory infiltration
144 associated with a high hepatic viral load (52,158 AU), while in the ivermectin treated mice a much
145 lower viral load was measured (23,192 AU; $p < 0.05$), with only few livers in the ivermectin treated
146 mice showing histopathological damage such that the differences between the livers from the
147 uninfected control mice were not statistically significant.

148 Dias De Melo and colleagues recently posted the results of a study they did with golden
149 hamsters that were intranasally inoculated with SARS-CoV-2 virus, and at the time of the infection,
150 the animals also received a single subcutaneous injection of ivermectin at a dose of 0.4mg/kg on day
151 1 (de Melo et al., 2020). Control animals received only the physiologic solution. They found the
152 following among the ivermectin treated hamsters; a dramatic reduction in anosmia (33.3% vs 83.3%,
153 $p = .03$) which was also sex-dependent in that the male hamsters exhibited a reduction in clinical score

154 while the treated female hamsters failed to show any sign of anosmia. They also found significant
155 reductions in cytokine concentrations in the nasal turbinate's and lungs of the treated animals despite
156 the lack of apparent differences in viral titers.

157 Despite these mounting insights into the existing and potential mechanisms of action of
158 ivermectin both as a prophylactic and treatment agent, it must be emphasized that significant research
159 gaps remain and that many further *in vitro* and animal studies should be undertaken to better define
160 not only these mechanisms but also to further support ivermectin's role as a prophylactic agent,
161 especially in terms of the optimal dose and frequency required.

Pre-Clinical studies of ivermectin's anti-inflammatory properties

162 Given that little viral replication occurs in the later phases of COVID-19, nor can virus be cultured,
163 and only in a minority of autopsies can viral cytopathic changes be found (Perera et al., 2020;Polak et
164 al., 2020;Young et al., 2020), the most likely pathophysiologic mechanism is that identified by Li et
165 al. where they showed that the non-viable RNA fragments of SARS-CoV-2 leads to a high mortality
166 and morbidity in COVID-19 via the provocation of an overwhelming and injurious inflammatory
167 response (Li et al., 2013). Based on these insights and the clinical benefits of ivermectin in late phase
168 disease to be reviewed below, it appears that the increasingly well described *in vitro* properties of
169 ivermectin as an inhibitor of inflammation are far more clinically potent than previously recognized.
170 The growing list of studies demonstrating the anti-inflammatory properties of ivermectin include its
171 ability to; inhibit cytokine production after lipopolysaccharide exposure, downregulate transcription
172 of NF-kB, and limit the production of both nitric oxide and prostaglandin E₂ (Zhang et al., 2008;Ci et
173 al., 2009;Zhang et al., 2009).

Exposure prophylaxis studies of ivermectin's ability to prevent transmission of COVID-19

174 Data is also now available showing large and statistically significant decreases in the transmission of
175 COVID-19 among human subjects based on data from three randomized controlled trials (RCT) and
176 five observational controlled trials (OCT) with four of the eight (two of them RCT's) published in
177 peer-reviewed journals (Behera et al., 2020;Bernigaud et al., 2020;Carvallo et al., 2020b;Chala,
178 2020;Elgazzar et al., 2020;Hellwig and Maia, 2020;Shouman, 2020).

179 Elgazzar and colleagues at Benha University in Egypt randomized 200 health care and
180 households contacts of COVID-19 patients where the intervention group consisted of 100 patients
181 given a high dose of 0.4mg/kg on day 1 and a second dose on day 7 in addition to wearing personal
182 protective equipment (PPE), while the control group of 100 contacts wore PPE only (Elgazzar et al.,
183 2020). They reported a large and statistically significant reduction in contacts testing positive by RT-
184 PCR when treated with ivermectin vs. controls, 2% vs 10%, $p < .05$.

185 Shouman conducted an RCT at Zagazig University in Egypt, including 340 (228 treated, 112
186 control) family members of patients positive for SARS-CoV-2 via PCR (Shouman, 2020).
187 Ivermectin, (approximately 0.25mg/kg) was administered twice, on the day of the positive test and 72
188 hours later. After a two-week follow up, a large and statistically significant decrease in COVID-19
189 symptoms among household members treated with ivermectin was found, 7.4% vs. 58.4%, $p < .001$.

190 Recently Alam et al from Bangladesh performed a prospective observational study of 118
191 patients that were evenly split into those that volunteered for either the treatment or control arms,
192 described as a persuasive approach. Although this method, along with the study being unblinded
193 likely led to confounders, the differences between the two groups were so large (6.7% vs. 73.3%, p
194 $< .001$) and similar to the other prophylaxis trial results that confounders alone are unlikely to explain

195 such a result (Alam et al., 2020). Carvallo et al also performed a prospective observational trial where
196 they gave healthy volunteers ivermectin and carrageenan daily for 28 days and matched them to
197 similarly healthy controls who did not take the medicines (Carvallo et al., 2020b). Of the 229 study
198 subjects, 131 were treated with 0.2mg of ivermectin drops taken by mouth five times per day. After
199 28 days, none of those receiving ivermectin prophylaxis group had tested positive for SARS-COV-2
200 versus 11.2% of patients in the control arm ($p < .001$). In a much larger follow-up observational
201 controlled trial by the same group that included 1,195 health care workers, they found that over a 3-
202 month period, there were no infections recorded among the 788 workers that took weekly ivermectin
203 prophylaxis while 58% of the 407 controls had become ill with COVID-19. This study demonstrates
204 that protection against transmission can be achieved among high-risk health care workers by taking
205 12mg once weekly (Carvallo et al., 2020b). The Carvallo IVERCAR protocol was also separately
206 tested in a prospective RCT by the Health Ministry of Tucuman, Argentina where they found that
207 among 234 health care workers, the intervention group that took 12 mg once weekly, only 3.4%
208 contracted COVID-19 vs. 21.4% of controls, $p < .0001$ (Chala, 2020).

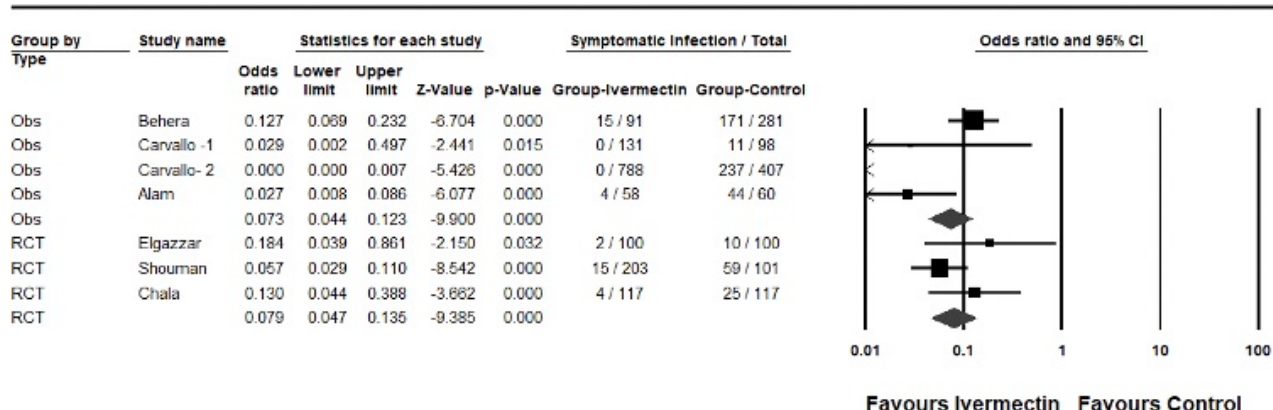
209 The need for weekly dosing in the Carvallo study over a 4 month period may not have been
210 necessary given that, in a recent RCT from Dhaka, Bangladesh, the intervention group ($n=58$) took
211 12mg only once monthly for a similar 4 month period and also reported a large and statistically
212 significant decrease in infections compared to controls, 6.9% vs. 73.3%, $p < .05$ (Alam et al., 2020).
213 Then, in a large retrospective observational case-control study from India, Behera et al. reported that
214 among 186 case-control pairs ($n=372$) of health care workers, they identified 169 participants that
215 had taken some form of prophylaxis, with 115 that had taken ivermectin prophylaxis (Behera et al.,
216 2020). After matched pair analysis, they reported that in the workers who had taken two dose
217 ivermectin prophylaxis, the odds ratio for contracting COVID-19 was markedly decreased (0.27,
218 95% CI, 0.15–0.51). Notably, one dose prophylaxis was not found to be protective in this study.
219 Based on both their study finding and the Egyptian prophylaxis study, the All-India Institute of
220 Medical Sciences instituted a prophylaxis protocol for their health care workers where they now take
221 two 0.3mg/kg doses of ivermectin 72 hours apart and repeat the dose monthly.

222 Data which further illuminates the protective role of ivermectin against COVID-19 comes
223 from a study of nursing home residents in France which reported that in a facility that suffered a
224 scabies outbreak where all 69 residents and 52 staff were treated with ivermectin (Behera et al.,
225 2020), they found that during the time period surrounding this event, 7/69 residents fell ill with
226 COVID-19 (10.1%). In this group with an average age of 90 years, only one resident required oxygen
227 support and no resident died. In a matched control group of residents from surrounding facilities,
228 they found 22.6% of residents fell ill and 4.9% died.

229 Likely the most definitive evidence supporting the efficacy of ivermectin as a prophylaxis
230 agent was published recently in the International Journal of Anti-Microbial agents where a group of
231 researchers analyzed data using the prophylactic chemotherapy databank administered by the WHO
232 along with case counts obtained by Worldometers, a public data aggregation site used by among
233 others, the Johns Hopkins University (Hellwig and Maia, 2020). When they compared the data from
234 countries with active ivermectin mass drug administration programs for the prevention of parasite
235 infections, they discovered that the COVID-19 case counts were significantly lower in the countries
236 with recently active programs, to a high degree of statistical significance, $p < .001$.

237 Figure 1 below presents a meta-analysis performed by the study authors of the controlled
238 ivermectin prophylaxis trials in COVID-19.

Figure 1. Meta-analysis of ivermectin prophylaxis trials in COVID-19



243

Figure 1 legend: OBS: Observational study, RCT: Randomized Controlled Trial Symbols: Squares: indicate treatment effect of an individual study. Large diamond: reflect summary of study design immediately above. Small diamond: sum effect of all trial designs. Size of each symbol correlates with the size of the confidence interval around the point estimate of treatment effect with larger sizes indicating a more precise confidence interval.

244 Further data supporting a role for ivermectin in decreasing transmission rates can be found
 245 from South American countries where, in retrospect, large “natural experiments” appear to have
 246 occurred. For instance, beginning as early as May, various regional health ministries and govern-
 247 mental authorities within Peru, Brazil, and Paraguay initiated “ivermectin distribution” campaigns to
 248 their citizen populations (Chamie, 2020). In one such example from Brazil, the cities of Itajai,
 249 Macapa, and Natal distributed massive amounts of ivermectin doses to their city’s population, where,
 250 in the case of Natal, 1 million doses were distributed.⁷ The distribution campaign of Itajai began in
 251 mid-July, and in Natal they began on June 30th, and in Macapa, the capital city of Amapa and others
 252 nearby incorporated ivermectin into their treatment protocols in late May after they were particularly
 253 hard hit in April. The data in Table 1 below was obtained from the official Brazilian government site
 254 and the national press consortium and show large decreases in case counts in the three cities soon
 255 after distribution began compared to their neighboring cities without such campaigns.

256 The decreases in case counts among the three Brazilian cities shown in Table 1 was also
 257 associated with reduced mortality rates as seen in Table 2 below.

⁷ <https://trialsitenews.com/an-old-drug-tackles-new-tricks-ivermectin-treatment-in-three-brazilian-towns/>

Table 1. Comparison of case count decreases among Brazilian cities with and without ivermectin distribution campaigns (bolded cities distributed ivermectin, neighboring regional city below did not)

REGION	NEW CASES	JUNE	JULY	AUGUST	POPULATION 2020 (1000)	% DECLINE IN NEW CASES BETWEEN JUNE AND AUGUST 2020
South	Itajaí	2123	2854	998	223	- 53 %
	Chapecó	1760	1754	1405	224	- 20 %
North	Macapá	7966	2481	2370	503	- 70 %
	Ananindeua	1520	1521	1014	535	- 30 %
North East	Natal	9009	7554	1590	890	- 82 %
	João Pessoa	9437	7963	5384	817	- 43 %

Table 2. Change in death rates among neighboring regions in Brazil (bolded regions contained a major city that distributed Ivermectin to its citizens, the other regions did not)

REGION	STATE	% CHANGE IN AVERAGE DEATHS/ WEEK COMPARED TO 2 WEEKS PRIOR
South	Santa Catarina	- 36 %
	PARANÁ	- 3 %
	Rio Grande do Sul	- 5 %
North	Amapá	- 75 %
	AMAZONAS	- 42 %
	Pará	+ 13 %
North East	Rio Grande do Norte	- 65 %
	CEARÁ	+ 62 %
	Paraíba	- 30 %

Clinical studies on the efficacy of ivermectin in treating mildly ill outpatients

258 Currently, seven trials which include a total of over 3,000 patients with mild outpatient illness have
 259 been completed, a set comprised of 7 RCT's and four case series (Babalola et al.; Cadebiani et al.,
 260 2020;Carvalho et al., 2020a;Chaccour et al., 2020;Chowdhury et al., 2020;Espitia-Hernandez et al.,
 261 2020;Gorial et al., 2020;Hashim et al., 2020;Khan et al., 2020;Mahmud, 2020;Podder et al.,
 262 2020;Ravikirti et al., 2021).

263 The largest, a double blinded RCT by Mahmud et al. was conducted in Dhaka, Bangladesh
 264 and targeted 400 patients with 363 patients completing the study (Mahmud, 2020). In this study, as in
 265 many other of the clinical studies to be reviewed, either a tetracycline (doxycycline) or macrolide
 266 antibiotic (azithromycin) was included as part of the treatment. The importance of including
 267 antibiotics such as doxycycline or azithromycin is unclear, however, both tetracycline and macrolide
 268 antibiotics have recognized anti-inflammatory, immunomodulatory, and even antiviral effects (58-
 269 61). Although the posted data from this study does not specify the amount of mildly ill outpatients vs.
 270 hospitalized patients treated, important clinical outcomes were profoundly impacted, with increased
 271 rates of early improvement (60.7% vs. 44.4% $p<.03$) and decreased rates of clinical deterioration
 272 (8.7% vs 17.8%, $p<.02$). Given that mildly ill outpatients mainly comprised the study cohort, only
 273 two deaths were observed (both in the control group).

274 Ravikirti performed a double-blind RCT of 115 patients, and although the primary outcome
 275 of PCR positivity on Day 6 was no different, the secondary outcome of mortality was 0% vs. 6.9%,
 276 $p=.019$ (Ravikirti et al., 2021). Babalola in Nigeria also performed a double blind-RCT of 62
 277 patients, and, in contrast to Ravikirti, they found a significant difference in viral clearance between
 278 both the low and high dose treatment groups and controls in a dose dependent fashion, $p=.006$
 279 (Babalola et al.).

280 Another RCT by Hashim et al. in Baghdad, Iraq included 140 patients equally divided; the
 281 control group received standard care, the treated group included a combination of both outpatient and
 282 hospitalized patients (Hashim et al., 2020). In the 96 patients with mild-to-moderate outpatient
 283 illness, they treated 48 patients with a combination of ivermectin/doxycycline and standard of care
 284 and compared outcomes to the 48 patients treated with standard of care alone. The standard of care in
 285 this trial included many elements of the MATH+ protocol, such as dexamethasone 6mg/day or
 286 methylprednisolone 40mg twice per day if needed, Vitamin C 1000mg twice/day, Zinc 75–
 287 125mg/day, Vitamin D3 5000 IU/day, azithromycin 250mg/day for 5 days, and acetaminophen
 288 500mg as needed. Although no patients in either group progressed or died, the time to recovery was
 289 significantly shorter in the ivermectin treated group (6.3 days vs 13.7 days, $p<.0001$).

290 Chaccour et al conducted a small, double-blinded RCT in Spain where they randomized 24
 291 patients to ivermectin vs placebo and although they found no difference in PCR positivity at day 7,
 292 they did find statistically significant decreases in viral loads, patient days of anosmia (76 vs 158,
 293 $p<.05$), and patient days with cough (68 vs 98, $p<.05$) (Chaccour et al., 2020).

294 Another RCT of ivermectin treatment in 116 outpatients was performed by Chowdhury et al.
 295 in Bangladesh where they compared a group of 60 patients treated with the combination of
 296 ivermectin/doxycycline to a group of 60 patients treated with hydroxychloroquine/doxycycline with a
 297 primary outcome of time to negative PCR (Chowdhury et al., 2020). Although they found no
 298 difference in this outcome, in the treatment group, the time to symptomatic recovery approached
 299 statistical significance (5.9 days vs. 7.0 days, $p=.07$). In another smaller RCT of 62 patients by
 300 Podder et al., they also found a shorter time to symptomatic recovery that approached statistical
 301 significance (10.1 days vs 11.5 days, $p>.05$, 95% CI, 0.86–3.67) (Podder et al., 2020).

302 A medical group in the Dominican Republic reported a case series of 2,688 consecutive
 303 symptomatic outpatients seeking treatment in the emergency room, the majority of whom were
 304 diagnosed using a clinical algorithm. The patients were treated with high dose ivermectin of
 305 0.4mg/kg for one dose along with five days of azithromycin. Only 16 of the 2,688 patients (0.59%)
 306 required subsequent hospitalization with one death recorded (Morgenstern et al., 2020).

307 In another case series of 100 patients in Bangladesh, all treated with a combination of
 308 0.2mg/kg ivermectin and doxycycline, they found that no patient required hospitalization nor died,
 309 and all patients' symptoms improved within 72 hours (Robin et al., 2020).

310 A case series from Argentina reported on a combination protocol which used ivermectin,
 311 aspirin, dexamethasone and enoxaparin. In the 135 mild illness patients, all survived (Carvallo et al.,

312 2020a). Similarly, a case series from Mexico of 28 consecutively treated patients with ivermectin, all
 313 were reported to have recovered with an average time to full recovery of only 3.6 days (Espitia-
 314 Hernandez et al., 2020).
 315

Clinical studies of the efficacy of ivermectin in hospitalized patients

316 Studies of ivermectin amongst more severely ill hospitalized patients include 6 RCT's, 5 OCTs, and a
 317 database analysis study (Ahmed et al., 2020;Budhiraja et al., 2020;Chachar et al., 2020;Elgazzar et
 318 al., 2020;Gorial et al., 2020;Hashim et al., 2020;Khan et al., 2020;Niaee et al., 2020;Portmann-
 319 Baracco et al., 2020;Rajter et al., 2020;Soto-Becerra et al., 2020;Spoorthi V, 2020).

320 The largest RCT in hospitalized patients was performed concurrent with the prophylaxis
 321 study reviewed above by Elgazzar et al (Elgazzar et al., 2020). 400 patients were randomized
 322 amongst 4 treatment groups of 100 patients each. Groups 1 and 2 included mild/moderate illness
 323 patients only, with Group 1 treated with one dose 0.4mg/kg ivermectin plus standard of care (SOC)
 324 and Group 2 received hydroxychloroquine (HCQ) 400mg twice on day 1 then 200mg twice daily for
 325 5 days plus standard of care. There was a statistically significant lower rate of progression in the
 326 ivermectin treated group (1% vs. 22%, $p<.001$) with no deaths and 4 deaths respectively. Groups 3
 327 and 4 all included only severely ill patients, with group 3 again treated with single dose of 0.4mg/kg
 328 plus SOC while Group 4 received HCQ plus SOC. In this severely ill subgroup, the differences in
 329 outcomes were even larger, with lower rates of progression 4% vs. 30%, and mortality 2% vs 20%
 330 ($p<.001$).

331 The one largely outpatient RCT done by Hashim reviewed above also included 22
 332 hospitalized patients in each group. In the ivermectin/doxycycline treated group, there were 11
 333 severely ill patients and 11 critically ill patients while in the standard care group, only severely ill
 334 patients ($n=22$) were included due to their ethical concerns of including critically ill patients in the
 335 control group (45). This decision led to a marked imbalance in the severity of illness between these
 336 hospitalized patient groups. However, despite the mismatched severity of illness between groups and
 337 the small number of patients included, beneficial differences in outcomes were seen, but not all
 338 reached statistical significance. For instance, there was a large reduction in the rate of progression of
 339 illness (9% vs. 31.8%, $p=0.15$) and, most importantly, there was a large difference in mortality
 340 amongst the severely ill groups which reached a borderline statistical significance, (0% vs 27.3%, p
 341 $=.052$). Another important finding was the surprisingly low mortality rate of 18% found among the
 342 subset of critically ill patients, all of whom were treated with ivermectin.

343 A recent RCT from Iran found a dramatic reduction in mortality with ivermectin use (Niaee et
 344 al., 2020). Among multiple ivermectin treatment arms (different ivermectin dosing strategies were
 345 used in the intervention arms), the average mortality was reported as 3.3% while the average
 346 mortality within the standard care and placebo arms was 18.8%, with an OR of 0.18 (95% CI 0.06-
 347 0.55, $p<.05$).

348 Spoorthi and Sasanak performed a prospective RCT of 100 hospitalized patients whereby
 349 they treated 50 with ivermectin and doxycycline while the 50 controls were given a placebo
 350 consisting of Vitamin B6 (Spoorthi V, 2020). Although no deaths were reported in either group, the
 351 ivermectin treatment group had a shorter hospital LOS 3.7 days vs 4.7 days, $p=.03$, and a shorter time
 352 to complete resolution of symptoms, 6.7 days vs 7.9 days, $p=.01$.

353 The largest OCT ($n=280$) in hospitalized patients was done by Rajter et al. at Broward Health
 354 Hospitals in Florida and was recently published in the major medical journal *Chest* (43). They
 355 performed a retrospective OCT with a propensity matched design on 280 consecutive treated patients
 356 and compared those treated with ivermectin to those without. 173 patients were treated with
 357 ivermectin (160 received a single dose, 13 received a 2nd dose at day 7) while 107 were not (Rajter et

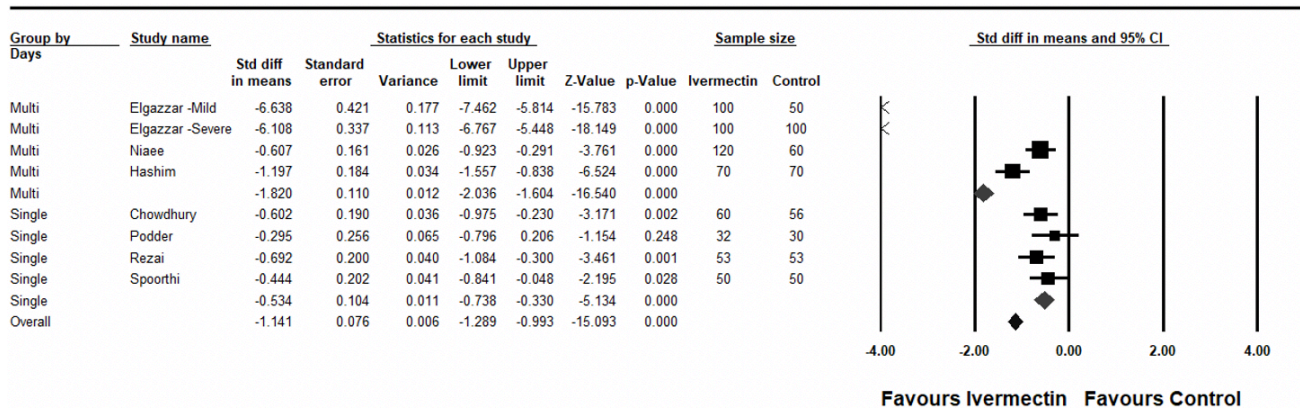
358 al., 2020). In both unmatched and propensity matched cohort comparisons, similar, large, and statisti-
359 cally significant lower mortality was found amongst ivermectin treated patients (15.0% vs. 25.2%, p
360 =.03). Further, in the subgroup of patients with severe pulmonary involvement, mortality was
361 profoundly reduced when treated with ivermectin (38.8% vs. 80.7%, $p=.001$).

362 Another large OCT in Bangladesh compared 115 pts treated with ivermectin to a standard
363 care cohort consisting of 133 patients (Khan et al., 2020). Despite a significantly higher proportion of
364 patients in the ivermectin group being male (i.e., with well-described, lower survival rates in
365 COVID), the groups were otherwise well matched, yet the mortality decrease was statistically
366 significant (0.9% vs. 6.8%, $p<.05$). The largest OCT is a study from Brazil which included almost
367 1,500 patients (Portmann-Baracco et al., 2020). Although the primary data was not provided, they
368 reported that in 704 hospitalized patients treated with a single dose of 0.15mg/kg ivermectin
369 compared to 704 controls, overall mortality was reduced (1.4% vs. 8.5%, HR 0.2, 95% CI 0.12-0.37,
370 $p<.0001$). Similarly, in the patients on mechanical ventilation, mortality was also reduced (1.3% vs.
371 7.3%). A small study from Baghdad, Iraq compared 16 ivermectin treated patients to 71 controls
372 (Gorial et al., 2020). This study also reported a significant reduction in length of hospital stay (7.6
373 days vs. 13.2 days, $p<.001$) in the ivermectin group. In a study reporting on the first 1000 patients
374 treated in a hospital in India, they found that in the 34 patients treated with ivermectin alone, all
375 recovered and were discharged, while in the over 900 patients treated with other agents, there was an
376 overall mortality of 11.1% (Budhiraja et al., 2020).

377 One retrospective analysis of a database of hospitalized patients compared responses in
378 patients receiving ivermectin, azithromycin, hydroxychloroquine or combinations of these medicines.
379 In this study, no benefit for ivermectin was found, however the treatment groups in this analysis all
380 included a number of patients who died on day 2, while in the control groups no early deaths
381 occurred, thus the comparison appears limited (Soto-Becerra et al., 2020).

382 Meta-analyses of the above controlled treatment trials were performed by the study authors
383 focused on the two important clinical outcomes: time to clinical recovery and mortality (Figures 2
384 and 3). The consistent and reproducible signals leading to large overall statistically significant
385 benefits from within both study designs is remarkable, especially given that in several of the studies
386 treatment was initiated late in the disease course.

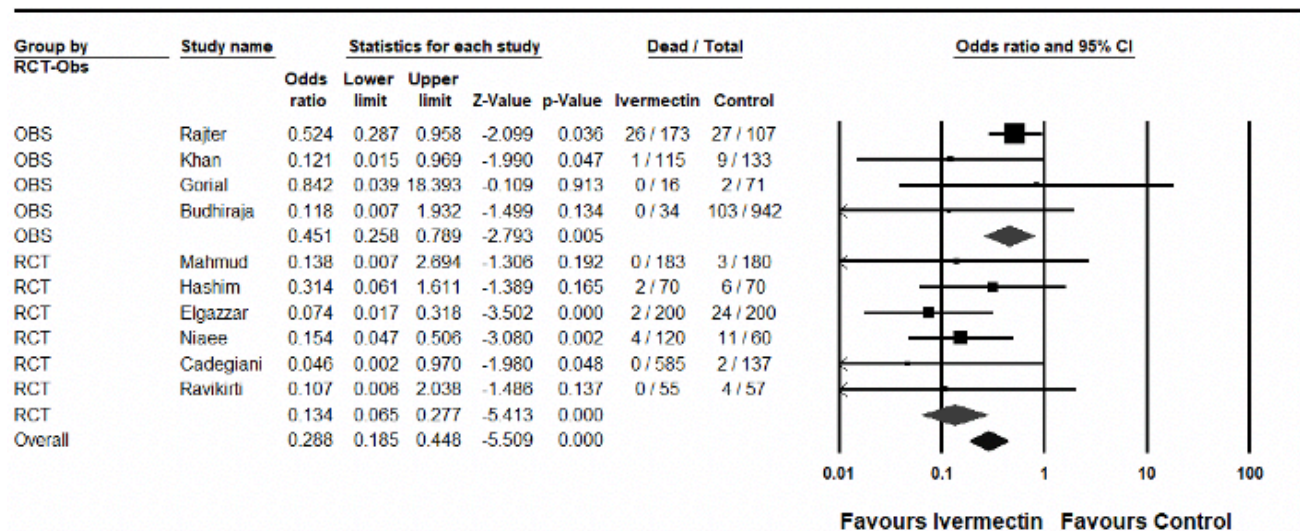
Figure 2. Meta-analysis of the outcome of time to clinical recovery from randomized controlled trials of ivermectin treatment in COVID-19



387 Figure 2 legend: Multi: multiple day dosing regimen. Single: single dose regimen Symbols: Squares: indicate treatment
 388 effect of an individual study. Large diamond: reflect summary of study design immediately above. Small diamond: sum
 389 effect of all trial designs. Size of each symbol correlates with the size of the confidence interval around the point estimate
 390 of treatment effect with larger sizes indicating a more precise confidence interval.

Figure 3. Meta-analysis of the outcome of mortality from controlled trials of ivermectin treatment in COVID-19

391



392 Figure 3 legend: OBS: Observational study, RCT: Randomized Controlled Trial. Symbols: Squares: indicate treatment
 393 effect of an individual study. Large diamond: reflect summary of study design immediately above. Small diamond: sum
 394 effect of all trial designs. Size of each symbol correlates with the size of the confidence interval around the point estimate
 395 of treatment effect with larger sizes indicating a more precise confidence interval.
 396
 397

398 Details of the prophylaxis, early, and late treatment trials of ivermectin in COVID-19 can be found in
 399 Table 3 below.
 400
 401

Table 3. Clinical studies assessing the efficacy of ivermectin in the prophylaxis and treatment of COVID-19

Prophylaxis Trials					
AUTHOR, COUNTRY, SOURCE	STUDY DESIGN, SIZE	STUDY SUBJECTS	IVERMECTIN DOSE	DOSE FREQUENCY	CLINICAL OUTCOMES REPORTED
Shouman W, Egypt <i>www.clinicaltrials.gov</i> NCT04422561	RCT N=340	Household members of pts with +COVID-19 PCR test	40–60kg: 15mg 60–80kg: 18mg > 80kg: 24mg	Two doses, 72 hours apart	7.4% vs. 58.4% developed COVID-19 symptoms, p<.001
Elgazzar A, Egypt ResearchSquare doi.org/10.21203/rs.3.rs-100956/v1	RCT N=200	Health care and Household contacts of pts with +COVID-19 PCR test	0.4mg/kg	Two doses, Day 1 and Day 7	2% vs. 10% tested positive for COVID-19 p<.05
Chala R. Argentina NCT04701710 <i>Clinicaltrials.gov</i>	RCT N=234	Health Care Workers	12mg	Every 7 days	3.4% vs. 21.4%, p=.0001.
Carvalho H, Argentina <i>Journal of Biochemical Research and Investigation</i> doi.org/10.31546/2633-8653.1007	OCT N=229	Healthy patients negative for COVID-19 PCR	0.2mg drops	1 drop five times a day x 28 days	0.0% vs. 11.2% contracted COVID-19 p<.001
Alam MT. Bangladesh <i>European J Med Hlth Sciences</i> 10.24018/ejmed.2020.2.6.599	OCT N=118	Health Care Workers	12mg	Monthly	6.9% vs. 73.3%, p<.05
Carvalho H. Argentina <i>Journal of Biochemical Research and Investigation</i> doi.org/10.31546/2633-8653.1007	OCT N=1,195	Health Care Workers	12 mg	Once weekly for up to ten weeks	0.0% of the 788 workers taking ivermectin vs. 58% of the 407 controls contracted COVID-19.
Behera P, India <i>medRxiv</i> doi.org/10.1101/2020.10.29.20222661	OCT N=186 case control pairs	Health Care Workers	0.3 mg/kg	Day 1 and Day 4	2 doses reduced odds of contracting COVID-19 (OR 0.27 95% CI 0.16–0.53)
Bernigaud C. France <i>Annales de Dermatologie et de Venereologie</i> doi.org/10.1016/j.annder.2020.09.231	OCT N=69 case control pairs	Nursing Home Residents	0.2 mg/kg	Once	10.1% vs. 22.6% residents contracted COVID-19 0.0% vs 4.9% mortality
Hellwig M. USA <i>J Antimicrobial Agents</i> doi.org/10.1016/j.ijantimicag.2020.106248	OCT N=52 countries	Countries with and without IVM prophylaxis programs	Unknown	Variable	Significantly lower-case incidence of COVID-19 in African countries with IVM prophylaxis programs p<.001
Clinical Trials – Outpatients					% Ivermectin vs. % Controls
AUTHOR, COUNTRY, SOURCE	STUDY DESIGN, SIZE	STUDY SUBJECTS	IVERMECTIN DOSE	DOSE FREQUENCY	CLINICAL OUTCOMES REPORTED
Mahmud R, Bangladesh <i>www.clinicaltrials.gov</i> NCT0452383	DB-RCT N=363	Outpatients and hospitalized	12mg + doxycycline	Once, within 3 days of PCR+ test	Early improvement 60.7% vs. 44.4%, p<.03, deterioration 8.7% vs 17.8%, p<.02
Chowdhury A, Bangladesh <i>Research Square</i>	DB-RCT N=116	Outpatients	0.2 mg//kg + doxycycline	Once	Recovery time 5.9 vs 9.3 days (p=.07)

Efficacy of Ivermectin in COVID-19

doi.org/10.21203/rs.3.rs-38896/v1

Ravikirti, India <i>medRxiv</i> doi.org/10.1101/2021.01.05.21249310	DB-RCT N=115	Mild-moderate illness	12mg	Daily for 2 days	No diff in day 6 PCR+ 0% vs 6.9% mortality, p=.019
Babalola OE, Nigeria <i>medRxiv</i> doi.org/10.1101/2021.01.05.21249131	DB-RCT N=62	Mild-moderate illness	6mg and 12 mg	Every 48h x 2 weeks	Time to viral clearance: 4.6 days high dose vs 6.0 days low dose vs 9.1 days control (p=.006)
Podder CS, Bangladesh <i>IMC J Med Sci 2020;14(2)</i>	RCT N=62	Outpatients	0.2 mg/kg	Once	Recovery time 10.1 vs 11.5 days (NS), average time 5.3 vs 6.3 (NS)
Chaccour C. Spain <i>Research Square</i> doi.org/10.21203/rs.3.rs-116547/v1	RCT N=24	Outpatients	0.4mg/kg	Once	No diff in PCR+ Day 7, lower viral load days 4 and 7, (p<.05), 76 vs 158 pt. days of anosmia (p<.05), 68 vs 98 pt. days of cough (p<.05)
Morgenstern J, Dominican Republic <i>medRxiv</i> doi.org/10.1101/2020.10.29.20222505	Case Series N=3,099	Outpatients and hospitalized	Outpatients: 0.4mg/kg Hospital Patients: 0.3mg/kg	Outpatients:0.3mg/kg x 1 dose Inpatients: 0.3mg/kg, Days 1,2,6,7	Mortality = 0.03% in 2688 outpatients, 1% in 300 non-ICU hospital patients, 30.6% in 111 ICU patients
Carvalho H, Argentina <i>medRxiv</i> doi.org/10.1101/2020.09.10.20191619	Case Series N=167	Outpatients and hospitalized	24mg=mild, 36mg=moderate, 48mg=severe	Days 0 and 7	All 135 with mild illness survived, 1/32 (3.1% of hospitalized patients died)
Alam A, Bangladesh, <i>J of Bangladesh College Phys and Surg, 2020;38:10-15</i> doi.org/10.3329/jbcps.v38i0.47512	Case series N=100	Outpatients	0.2 mg/kg/kg + doxycycline	Once	All improved within 72 hours
Espatia-Hernandez G, Mexico <i>Biomedical Research</i> www.biomedres.info/biomed...-proof-of-concept-study-14435.html	Case Series N=28	Outpatients	6mg	Days 1,2, 7, 8	All pts recovered Average recovery time 3.6 days

Clinical Trials – Hospitalized Patients

AUTHOR, COUNTRY, SOURCE	STUDY DESIGN, SIZE	STUDY SUBJECTS	IVERMECTIN DOSE	DOSE FREQUENCY	CLINICAL OUTCOMES REPORTED	% Ivermectin vs. % Controls
Elgazzar A, Egypt <i>ResearchSquare</i> doi.org/10.21203/rs.3.rs-100956/v1	OL-RCT N=400	Hospitalized Patients	0.4 mg/kg	Once	Moderately Ill: worsened 1% vs 22%, p<.001. Severely ill: worsened 4% vs 30% mortality 2% vs 20% both with p<.001	
Niaee S. M. <i>Research Square</i> doi.org/10.21203/rs.3.rs-109670/v1	DB-RCT N=180	Hospitalized Patients	0.2, 0.3, 0.4 mg/kg (3 dosing strategies)	Once vs. Days 1,3,5	Mortality 3.3% vs. 18.3%. OR 0.18, (.06-0.55, p<.05)	
Hashim H, Iraq <i>medRxiv</i> doi.org/10.1101/2020.10.26.20219345	SB-RCT N=140	2/3 outpatients, 1/3 hospital pts	0.2 mg/kg + doxycycline	Daily for 2–3 days	Recovery time 6.3 vs 13.6 days (p<.001), 0% vs 27.3% mortality in severely ill (p=.052)	
Spoorthi S, India <i>AIAM, 2020; 7(10):177-182</i>	RCT N=100	Hospitalized Patients	0.2mg/kg+ Doxycycline	Once	Shorter Hospital LOS, 3.7 vs. 4.7 days,	

					p=.03, faster resolution of symptoms, 6.7 vs 7.9 days, p=.01
Ahmed S. Dhaka, Bangladesh <i>International Journal of Infectious Disease</i> doi.org/10.1016/j.ijid.2020.11.191	DB-RCT N=72	Hospitalized Patients	12mg	Daily for 5 days	Faster viral clearance 9.7 vs 12.7 days, p=.02
Chachar AZK, Pakistan <i>Int J Sciences</i> doi.org/10.18483/ijSci.2378	DB-RCT N=50	Hospitalized Patients-Mild	12mg	Two doses Day 1, one dose Day 2	64% vs 60% asymptomatic by Day 7
Portman-Baracco A, Brazil <i>Arch Bronconeumol. 2020</i> doi.org/10.1016/j.arbres.2020.06.011	OCT N=1408	Hospitalized patients	0.15 mg/kg	Once	Overall mortality 1.4% vs. 8.5%, HR 0.2, 95% CI 0.12-0.37, p<.0001
Soto-Beccerra P, Peru <i>medRxiv</i> doi.org/10.1101/2020.10.06.20208066	OCT N=5683, IVM, N=563	Hospitalized patients, database analysis	Unknown dose <48hrs after admission	Unknown	No benefits found
Rajter JC, Florida <i>Chest 2020</i> doi.org/10.1016/j.chest.2020.10.009	OCT N=280	Hospitalized patients	0.2 mg/kg + azithromycin	Day 1 and Day 7 if needed	Overall mortality 15.0% vs. 25.2%, p=.03, Severe illness mortality 38.8% vs. 80.7%, p=.001
Khan X, Bangladesh <i>Arch Bronconeumol. 2020</i> doi.org/10.1016/j.arbres.2020.08.007	OCT N=248	Hospitalized patients	12 mg	Once on admission	Mortality 0.9% vs. 6.8%, p<.05, LOS 9 vs. 15 days, p<.001
Gorial FI, Iraq <i>medRxiv</i> doi.org/10.1101/2020.07.07.20145979	OCT N=87	Hospitalized patients	0.2 mg/kg + HCQ and azithromycin	Once on admission	LOS 7.6 vs. 13.2 days, p<.001, 0/15 vs. 2/71 died
Budiraja S. India <i>medRxiv</i> doi.org/10.1101/2020.11.16.20232223	OCT N=1000 IVM=34	Hospitalized Patients	n/a	n/a	100% IVM pts recovered 11.1% mortality in non-IVM treated pts

Legend: DB-RCT = double-blind randomized controlled trial, HCQ = hydroxychloroquine, IVM = ivermectin, LOS = Length of stay, NS = non-statistically significant, p>.05, OCT = observational controlled trial, OL = open label, PCR – polymerase chain reaction, RCT = randomized controlled trial, SB-RCT =single blind, randomized controlled trial

402

Ivermectin in post-COVID-19 syndrome

403 Increasing reports of persistent, vexing, and even disabling symptoms after recovery from acute
 404 COVID-19 have been reported and which many have termed the condition as “long Covid” and
 405 patients as “long haulers”, estimated to occur in approximately 10% of cases (Callard and Perego,
 406 2020;Rubin, 2020;Siegelman, 2020). Generally considered as a post-viral syndrome consisting of a
 407 chronic and sometimes disabling constellation of symptoms which include, in order, fatigue,
 408 shortness of breath, joint pains and chest pain. Many patients describe their most disabling symptom
 409 as impaired memory and concentration, often with extreme fatigue, described as “brain fog”, and are
 410 highly suggestive of the condition myalgic encephalomyelitis/chronic fatigue syndrome, a condition
 411 well-reported to begin after viral infections, in particular with Epstein-Barr virus. Although no
 412 specific treatments have been identified for long COVID, a recent manuscript by Aguirre-Chang et al
 413 from the National University of San Marcos in Peru reported on the experience with ivermectin in
 414 such patients (Aguirre-Chang, 2020). They treated 33 patients who were between 4 and 12 weeks

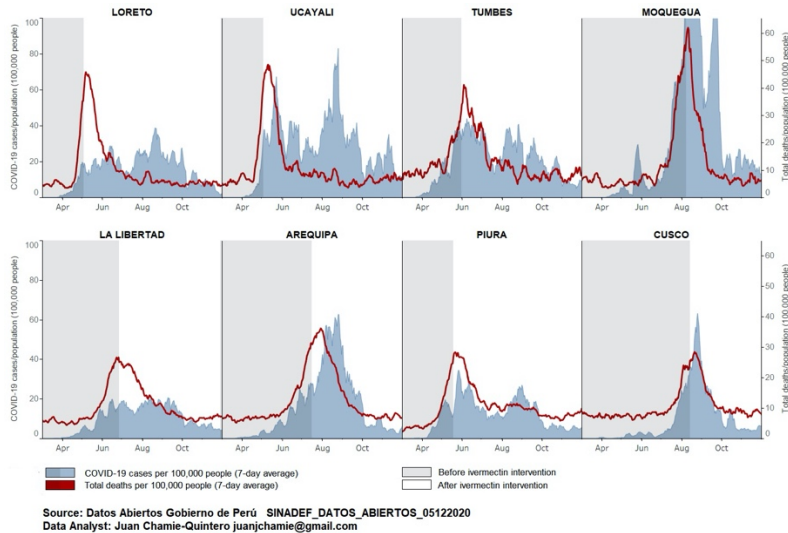
415 from the onset of symptoms with escalating doses of ivermectin; 0.2mg/kg for 2 days if mild,
416 0.4mg/kg for 2 days if moderate, with doses extended if symptoms persisted. They found that in
417 87.9% of the patients, resolution of all symptoms was observed after two doses with an additional 7%
418 reporting complete resolution after additional doses. Their experience suggests the need for
419 controlled studies to better test efficacy in this vexing syndrome.

Epidemiological data showing impacts of widespread ivermectin use on population case counts and case fatality rates

420 Similar to the individual cities in Brazil that measured large decreases in case counts soon after
421 distributing ivermectin in comparison to neighboring cities without such campaigns, in Peru, the
422 government approved the use of ivermectin by decree on May 8, 2020, solely based on the *in vitro*
423 study by Caly et al. from Australia (Chamie, 2020).⁸ Soon after, multiple state health ministries
424 initiated ivermectin distribution campaigns in an effort to decrease what was at that time some of the
425 highest COVID-19 morbidity and mortality rates in the world. Juan Chamie, a data analyst and
426 member of the FLCCC Alliance recently posted a paper based on two critical sets of data that he
427 compiled and compared; first he identified the timing and magnitude of each region's ivermectin
428 interventions via a review of official communications, press releases, and the Peruvian Situation
429 Room database in order to confirm the dates of effective delivery, and second, he extracted data on
430 the total all-cause deaths from the region along with COVID-19 case counts in selected age groups
431 over time from the registry of the National Computer System of Deaths (SINADEF), and from the
432 National Institute of Statistics and Informatics (Chamie, 2020). It should be noted that he restricted
433 his analyses to only those citizens over 60 years old in order to avoid the confounding of rises in the
434 numbers of infected younger patients. With these data, he was then able to compare the timing of
435 major decreases in this age group of both total COVID-19 cases and total deaths per 1000,000 people
436 among 8 states in Peru with the initiation dates of their respective ivermectin distribution campaigns
437 as shown in Figure 4 below.

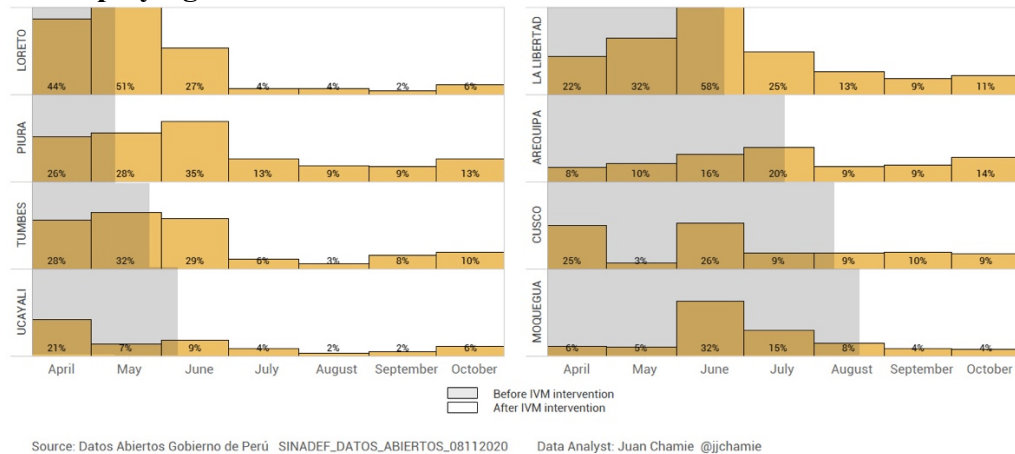
⁸ <https://trialsitenews.com/trialsite-news-original-documentary-in-peru-about-ivermectin-and-covid-19/>

Figure 4. Decrease in total case incidences and total deaths/population of COVID-19 in the over 60 population among 8 Peruvian states after deploying mass ivermectin distribution campaigns



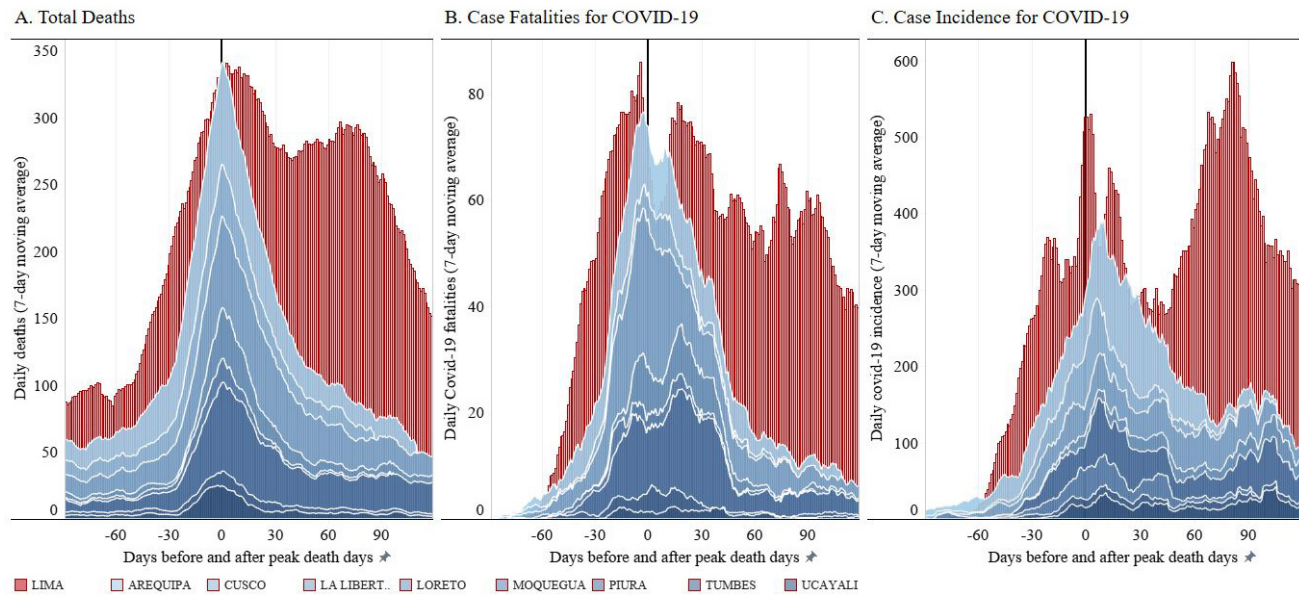
438 Figure 5 below from the same study presents data on the case fatality rates in patients over 60,
439 again among the 8 states in Peru. Note the dramatically decreased case fatality rates among older
440 patients with COVID-19 after ivermectin became widely distributed in those areas.

Figure 5. Monthly reported case fatality rates among patients over 60 in eight Peruvian states after deploying mass ivermectin treatment.



441 In an even more telling example, Chamie compared the case counts and fatality rates of the 8
442 states above with the city of Lima, where ivermectin was not distributed nor widely used in treatment
443 during the same time period. Figure 6 below compares the lack of significant or sustained reductions
444 in case counts or fatalities in Lima with the dramatic reductions in both outcomes among the 8 states
445 with widespread ivermectin distribution.

Figure 6. Covid-19 case fatalities and total deaths with and without mass ivermectin in different states of Peru



Data Analyst: Juan Chamie juanjchamie@gmail.com

Sources: Total Deaths: cloud.minsa.gob.pe/s/NctBnHXDnocqWAg/download; datosabiertos.gob.pe/group/datos-abiertos-de-covid-19

Legend: Daily total deaths, case fatalities and case incidence for COVID-19 in populations of patients age 60 and above for eight states in Peru deploying early mass ivermectin treatments vs. the state of Lima, including the capital city, where ivermectin treatment was applied months later.

446

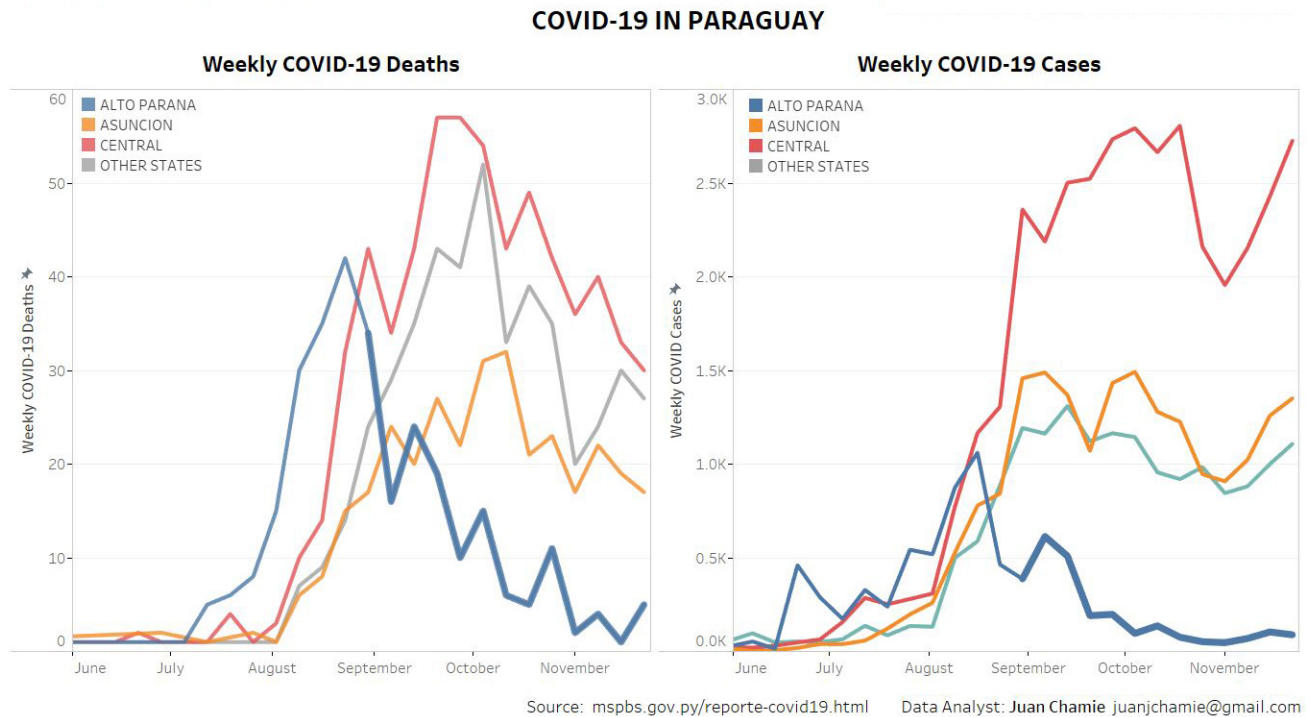
447

448 Another compelling example can be seen from the data compiled from Paraguay, again by
 449 Chamie, who noted that the government of the state of Alto Parana had launched an ivermectin
 450 distribution campaign in early September. Although the campaign was officially described as a “de-
 451 worming” program, this was interpreted as a guise by the regions’ governor to avoid reprimand or
 452 conflict with the National Ministry of Health that recommended against use of ivermectin to treat
 453 COVID-19 in Paraguay.⁹ The program began with a distribution of 30,000 boxes of ivermectin and
 454 by October 15, the governor declared that there were very few cases left in the state as can be seen in
 Figure 7 below.¹⁰

⁹ <https://public.tableau.com/profile/jchamie#!/vizhome/COVID-19PARAGUAY/Paraguay>

¹⁰ <https://public.tableau.com/profile/jchamie#!/vizhome/COVID-19PARAGUAY/Paraguay>

Figure 7. Paraguay – COVID-19 case counts and deaths in Alto Parana (bolded blue line) after ivermectin distribution began compared to other regions.



455

The clinical evidence base for ivermectin against COVID-19

456 A summary of the statistically significant results from the above controlled trials are as follows:

457 **Controlled trials in the prophylaxis of COVID-19 (8 studies)**

- 458 • All 8 available controlled trial results show statistically significant reductions in transmission
- 459 • 3 RCT's with large statistically significant reductions in transmission rates, N=774 patients (Chala, 2020;Elgazzar et al., 2020;Shouman, 2020)
- 460
- 461 • 5 OCT's with large statistically significant reductions in transmission rates, N=2052 patients (Alam et al., 2020;Behera et al., 2020;Bernigaud et al., 2020;Carvalho et al., 2020b;Hellwig and Maia, 2020)
- 462
- 463

464 **Controlled trials in the treatment of COVID-19 (19 studies)**

- 465 • 5 RCT's with statistically significant impacts in time to recovery or hospital length of stay (Elgazzar et al., 2020;Hashim et al., 2020;Mahmud, 2020;Niaee et al., 2020;Spoorthi V, 2020)
- 466
- 467
- 468 • 1 RCT with a near statistically significant decrease in time to recovery, p=.07, N=130 (Chowdhury et al., 2020)
- 469
- 470 • 1 RCT with a large, statistically significant reduction in the rate of deterioration or hospitalization, N=363 (Mahmud, 2020)
- 471
- 472 • 2 RCT's with a statistically significant decrease in viral load, days of anosmia and cough, N=85 (Chaccour et al., 2020;Ravikirti et al., 2021)
- 473

- 474 • 3 RCT's with large, statistically significant reductions in mortality (N=695) (Elgazzar et al.,
475 2020; Niaee et al., 2020; Ravikirti et al., 2021)
- 476 • 1 RCT with a near statistically significant reduction in mortality, $p=0.052$ (N=140) (Hashim
477 et al., 2020)
- 478 • 3 OCT's with large, statistically significant reductions in mortality (N=1,688) (Khan et al.,
479 2020; Portmann-Baracco et al., 2020; Rajter et al., 2020)

480

481 **Safety of Ivermectin**

482

483 Numerous studies report low rates of adverse events, with the majority mild, transient, and largely
484 attributed to the body's inflammatory response to the death of the parasites and include itching, rash,
485 swollen lymph nodes, joint pains, fever and headache (Kircik et al., 2016). In a study which
486 combined results from trials including over 50,000 patients, serious events occurred in less than 1%
487 and largely associated with administration in Loa loa (Gardon et al., 1997). Further, according to the
488 pharmaceutical reference standard *Lexicomp*, the only medications contraindicated for use with
489 ivermectin are the concurrent administration of anti-tuberculosis and cholera vaccines while the
490 anticoagulant warfarin would require dose monitoring. Another special caution is that
491 immunosuppressed or organ transplant patients who are on calcineurin inhibitors such as tacrolimus
492 or cyclosporine or the immunosuppressant sirolimus should have close monitoring of drug levels
493 when on ivermectin given that interactions exist which can affect these levels. A longer list of drug
494 interactions can be found on the *drugs.com* database, with nearly all interactions leading to a
495 possibility of either increased or decreased blood levels of ivermectin. Given studies showing
496 tolerance and lack of adverse effects in human subjects given escalating high doses of ivermectin,
497 toxicity is unlikely although a reduced efficacy due to decreased levels may be a concern (Guzzo et
498 al., 2002)..

499 Concerns of safety in the setting of liver disease are unfounded given that, to our knowledge,
500 only two cases of liver injury have ever been reported in association with ivermectin, with both cases
501 rapidly resolved without need for treatment. (Sparsa et al., 2006; Veit et al., 2006). Further, no dose
502 adjustments are required in patients with liver disease. Some have described ivermectin as potentially
503 neurotoxic, yet one study performed a search of a global pharmaceutical database and found only 28
504 cases of serious neurological adverse events such as ataxia, altered consciousness, seizure, or tremor
505 (Chandler, 2018). Potential explanations included the effects of concomitantly administered drugs
506 which increase absorption past the blood brain barrier or polymorphisms in the *mdr-1* gene.
507 However, the total number of reported cases suggests that such events are rare. Finally, ivermectin
508 has been used safely in pregnant women, children, and infants.

509 **Discussion**

510 Currently, as of December 14, 2020, the accumulating evidence demonstrating the safety and
511 efficacy of ivermectin in COVID-19 strongly supports its immediate use on a risk/benefit calculation
512 in the context of a pandemic. Large-scale epidemiologic analyses validate the findings of *in vitro*,
513 animal, prophylaxis, and clinical studies. Regions of the world with widespread ivermectin use have
514 demonstrated a sizable reduction in case counts, hospitalizations, and fatality rates. This approach
515 should be urgently considered in the presence of an escalating COVID-19 pandemic and as a bridge
516 to vaccination. A recent systematic review of eight RCTs by Australian researchers, published as a
517 pre-print, similarly concluded that ivermectin treatment led to a reduction in mortality, time to
518 clinical recovery, the incidence of disease progression, and duration of hospital admission in patients
across all stages of clinical severity (Kalfas et al., 2020). Our current review includes a total of 6,612

519 patients from 27 controlled studies [16 of them were RCTs, 5 double blinded, one single blinded, (n=
520 2,503)]; 11 published in peer-reviewed journals including 3,900 patients.

521 Pre-print publications have exploded during the COVID-19 pandemic. Except for
522 hydroxychloroquine and convalescent plasma that were widely adopted before availability of any
523 clinical data to support, almost all subsequent therapeutics were adopted after pre-print publication
524 and *prior to peer review*. Examples include remdesivir, corticosteroids, and monoclonal antibodies.
525 An even more aggressive example of rapid adoption was the initiation of inoculation programs using
526 novel mRNA vaccines prior to review of either pre-print or peer-reviewed trials data by physicians
527 ordering the inoculations for patients.¹¹ In all such situations, both academia and governmental
528 health care agencies relaxed their standard to rise to the needs dictated by the pandemic.

529 In the context of ivermectin's long standing safety record, low cost, and wide availability
530 along with the consistent, reproducible, large magnitude findings on transmission rates, need for
531 hospitalization, mortality, and population-wide control of COVID-19 case and fatality rates in areas
532 with widespread ivermectin distribution, insisting on the remaining studies to pass peer review prior
533 to widespread adoption appears to be imprudent and to deviate from the now established standard
534 approach towards adoption of new therapeutics during the pandemic. In fact, insisting on such a
535 barrier to adoption would actually violate this new standard given that 12 of the 24 controlled trials
536 have already been published in peer reviewed journals.

537 In regard to concerns over the validity of observational trial findings, it must be recognized
538 that in the case of ivermectin; 1) half of the trials employed a randomized, controlled trial design (12
539 of the 24 reviewed above), and 2) that observational and randomized trial designs reach equivalent
540 conclusions on average in nearly all diseases studied, as reported in a large Cochrane review of the
541 topic from 2014 (Anglemyer et al., 2014). In particular, OCTs that employ propensity-matching
542 techniques (as in the Rijter study from Florida), find near identical conclusions to later-conducted
543 RCTs in many different disease states, including coronary syndromes, critical illness, and surgery
544 (Dahabreh et al., 2012;Lonjon et al., 2014;Kitsios et al., 2015). Similarly, as evidenced in the
545 prophylaxis (Figure 1) and treatment trial (Figures 2 and 3) meta-analyses as well as the summary
546 trials table (Table 3), the entirety of the benefits found in both OCT and RCT trial designs align in
547 both direction and magnitude of benefit. Such a consistency of benefit amongst numerous trials of
548 varying designs from multiple different countries and centers around the world is both unique in the
549 history of evidence-based medicine and provides strong, additional support to the conclusions
550 reached in this review. All must consider Declaration 37 of the World Medical Association's
551 "Helsinki Declaration on the Ethical Principles for Medical Research Involving Human Subjects,"
552 first established in 1964, which states:

553 *In the treatment of an individual patient, where proven interventions do not exist or other*
554 *known interventions have been ineffective, the physician, after seeking expert advice, with*
555 *informed consent from the patient or a legally authorized representative, may use an*
556 *unproven intervention **if in the physician's judgement it offers hope of saving life, re-***
557 ***establishing health or alleviating suffering.** This intervention should subsequently be made*
558 *the object of research, designed to evaluate its safety and efficacy. In all cases, new*
559 *information must be recorded and, where appropriate, made publicly available.*

560 The continued challenges faced by health care providers in deciding on appropriate
561 therapeutic interventions in patients with COVID-19 would be greatly eased if more updated and
562 definitive evidence-based guidance came from the leading governmental health care agencies.
563 Currently, in the United States, the treatment guidelines for COVID-19 are issued by the National

¹¹ <https://www.wsj.com/articles/u-k-begins-rollout-of-pfizers-covid-19-vaccine-in-a-first-for-the-west-11607419672>

564 Institutes of Health (NIH). Unfortunately, the NIH's recommendation on the use of ivermectin in
565 COVID-19 patients was last updated on August 27, 2020. At that time, ivermectin received a
566 recommendation of A-III *against* use outside of a clinical trial. An A-III recommendation, per the
567 NIH recommendation scheme, means that it was a strong opinion (A), and based on expert opinion
568 only (III) given that presumably little clinical evidence existed at the time to otherwise inform that
569 recommendation.

570 Based on the totality of the clinical and epidemiologic evidence presented in this review, and
571 in the context of a worsening pandemic in parts of the globe where ivermectin is not widely used, the
572 authors believe the recommendation must be immediately updated to support and guide the nation's
573 health care providers. One aspect that the NIH expert panel may debate is on the grade of
574 recommendation that should be assigned to ivermectin. Based on the NIH rating scheme, the
575 strongest recommendation possible would be an A-I in support of ivermectin which requires "one or
576 more randomized trials with clinical outcomes and/or laboratory endpoints." Given that data from
577 16 randomized controlled trials (RCT's) demonstrate consistent and large improvements in "clinical
578 outcomes" such as transmission rates, hospitalization rates, and death rates, it appears that the criteria
579 for an A-I level recommendation has been exceeded. However, although troubling to consider, if
580 experts somehow conclude that the entirety of the available RCT data should be invalidated and
581 dismissed given that either; they were conducted outside of US shores and not by US pharmaceutical
582 companies or academic research centers, that some studies were small or of "low quality", or that
583 such data from foreign countries are not generalizable to American patients, an A-II level
584 recommendation would then have to be considered. In the context of worsening pandemic conditions,
585 when considering a safe, low-cost, widely available early treatment option, even an A-II would result
586 in immediate, widespread adoption by providers in the treatment of COVID-19. The criteria for an
587 A-II requires supportive findings from "one of more well-designed non-randomized, or observational
588 cohort studies". Fortunately, there are many such studies on ivermectin in COVID-19, with one of
589 the largest and best designed being Dr. Rijter's study from Florida, published in the major peer-
590 reviewed medical journal *Chest*, where they used propensity matching, a technique accorded by
591 many to be as valid a design as RCT's. Thus, at a minimum, an A-II recommendation is met, which
592 again would and should lead to immediate and widespread adoption in early outpatient treatment, an
593 area that has been little investigated and is devoid of any highly effective therapies at the time of this
594 writing. Further, it is clear that these data presented far exceed any other NIH strength or quality level
595 such as moderate strength (B), weak strength (C) or grade III quality. To merit the issuance of these
596 lower grades of recommendation would require both a dismissal of the near entirety of the evidence
597 presented in this review in addition to a risk benefit calculation resulting in the belief that the risks of
598 widespread ivermectin use would far exceed any possible benefits in the context of rising case
599 counts, deaths, lockdowns, unemployment, evictions, and bankruptcies.

600 It is the authors opinion, that based on the totality of these data, the use of ivermectin as a
601 prophylactic and early treatment option should receive an A-I level recommendation by the NIH in
602 support of use by the nation's health care providers. When, or if, such a recommendation is issued,
603 the Front Line COVID-19 Critical Care Alliance has developed a prophylaxis and early treatment
604 protocol for COVID-19 (I-MASK+), centered around ivermectin combined with masking, social
605 distancing, hand hygiene, Vitamin D, Vitamin C, quercetin, melatonin, and zinc, with all components
606 known for either their anti-viral, anti-inflammatory, or preventive actions (Table 4). The I-MASK+
607 protocol suggests treatment approaches for prophylaxis of high-risk patients, post-exposure
608 prophylaxis of household members with COVID-19, and an early treatment approach for patients ill
609 with COVID-19.

610

Table 4. I-MASK+ Prophylaxis & Early Outpatient Treatment Protocol for COVID-19

Prophylaxis Protocol	
MEDICATION	RECOMMENDED DOSING
Ivermectin	<i>Prophylaxis for high-risk individuals:</i> 0.2 mg/kg per dose* — one dose today, 2 nd dose in 48 hours, then one dose every 2 weeks
	<i>Post COVID-19 exposure prophylaxis***:</i> 0.2 mg/kg per dose, one dose today, 2 nd dose in 48 hours
Vitamin D3	1,000–3,000 IU/day
Vitamin C	1,000 mg twice daily
Quercetin	250 mg/day
Melatonin	6 mg before bedtime (causes drowsiness)
Zinc	50 mg/day of elemental zinc
Early Outpatient Treatment Protocol****	
MEDICATION	RECOMMENDED DOSING
Ivermectin	0.2 mg/kg per dose – one dose daily for minimum of 2 days, continue daily until recovered (max 5 days)
Vitamin D3	4,000 IU/day
Vitamin C	2,000 mg 2–3 times daily and Quercetin 250 mg twice a day
Melatonin	10 mg before bedtime (causes drowsiness)
Zinc	100 mg/day elemental zinc
Aspirin	325 mg/day (unless contraindicated)

* Example for a person of 60 kg body weight: $60 \text{ kg} \times 0.2 \text{ mg} = 12 \text{ mg}$ (1 kg = 2.2 lbs) = 4 tablets (3mg/tablet). To convert pounds, divide weight in pounds by 11: example for a person of 165 pounds: $165 \div 11 = 15 \text{ mg}$

** The dosing may be updated as further scientific studies emerge.

*** To use if a household member is COVID-19 positive, or if you have had prolonged exposure to a COVID-19+ patient without wearing a mask

**** For late phase – hospitalized patients – see the FLCCC’s “MATH+” protocol on www.flccc.net

611

612

613

614

615

616

617

In summary, based on the existing and cumulative body of evidence, we recommend the use of ivermectin in both prophylaxis and treatment for COVID-19. In the presence of a global COVID-19 surge, the widespread use of this safe, inexpensive, and effective intervention would lead to a drastic reduction in transmission rates and the morbidity and mortality in mild, moderate, and even severe disease phases. The authors are encouraged and hopeful at the prospect of the many favorable public health and societal impacts that would result once adopted for use.

Acknowledgements

None

Contribution to the field statement

COVID-19 has caused a worldwide pandemic that has caused over 1.5 million global deaths along with continued rising case counts, lockdowns, unemployment and recessions in multiple countries. In response, the Front Line COVID-19 Critical Care Alliance (FLCCC), formed early in the pandemic, began to review the rapidly emerging basic science, translational, and clinical data to develop effective treatment protocols. The supportive evidence and rationale for their highly effective hospital treatment protocol called “MATH+” was recently published in a major medical journal. More recently, during their ongoing review of the studies on a wide range of both novel and repurposed drugs, they identified that ivermectin, a widely used anti-parasitic medicine with known anti-viral and anti-inflammatory properties is proving a highly potent and multi-phase effective treatment against COVID-19. This manuscript comprehensively reviews the diverse and increasing amount of available evidence from studies on ivermectin which then concludes with the FLCCC consensus recommendation that ivermectin for both the prophylaxis and treatment of COVID-19 should be systematically and globally adopted with the achievable goal of saving countless lives and reversing the rising and persistent transmission rates in many areas of the world.

Figures

618

Conflict of Interest

The authors declare that the research was conducted in the absence of any commercial or financial relationships that could be construed as a potential conflict of interest.

Author Contributions

Study conception and design: Pierre Kory, G. Umberto Meduri, Howard Kornfeld, Keith Berkowitz. Acquisition of data: Scott Mitchell, Eivind Norjevoll, Paul Marik, Fred Wagshul Analysis and interpretation of data: Paul Marik, Pierre Kory Drafting of manuscript: Pierre Kory Critical revision: Umberto Meduri, Joseph Varon.

Funding

There was no funding involved for this project.

Acknowledgments

None.

References

This is a provisional file, not the final typeset article

- 619 <WHO-2019-nCoV-Corticosteroids-2020.1-eng.pdf>
 620 Agarwal, A., Mukherjee, A., Kumar, G., Chatterjee, P., Bhatnagar, T., Malhotra, P., and
 621 Collaborators, P.T. (2020). Convalescent plasma in the management of moderate covid-19 in
 622 adults in India: open label phase II multicentre randomised controlled trial (PLACID Trial).
 623 *BMJ* 371, m3939.
- 624 Aguirre-Chang, G. (2020). Post-Acute or prolonged COVID-19: treatment with ivermectin for
 625 patients with persistent, or post-acute symptoms *ResearchGate*.
- 626 Ahmed, S., Karim, M.M., Ross, A.G., Hossain, M.S., Clemens, J.D., Sumiya, M.K., Phru, C.S.,
 627 Rahman, M., Zaman, K., and Somani, J. (2020). A five day course of ivermectin for the
 628 treatment of COVID-19 may reduce the duration of illness. *International Journal of*
 629 *Infectious Diseases*.
- 630 Alam, M., R, M., Pf, G., Md, M.Z., S, S., and Ma, C. (2020). Ivermectin as Pre-exposure Prophylaxis
 631 for COVID 19
 632 among Healthcare Providers in a Selected Tertiary
 633 Hospital in Dhaka An Observational Study. *European Journal of Medical and Health Sciences*.
- 634 Anglemyer, A., Horvath, H.T., and Bero, L. (2014). Healthcare outcomes assessed with observational
 635 study designs compared with those assessed in randomized trials. *Cochrane Database Syst*
 636 *Rev*, MR000034.
- 637 Arevalo, A.P., Pagotto, R., Porfido, J., Daghero, H., Segovia, M., Yamasaki, K., Varela, B., Hill, M.,
 638 Verdes, J.M., and Vega, M.D. (2020). Ivermectin reduces coronavirus infection in vivo: a
 639 mouse experimental model. *bioRxiv*.
- 640 Atkinson, S.C., Audsley, M.D., Lieu, K.G., Marsh, G.A., Thomas, D.R., Heaton, S.M., Paxman, J.J.,
 641 Wagstaff, K.M., Buckle, A.M., Moseley, G.W., Jans, D.A., and Borg, N.A. (2018).
 642 Recognition by host nuclear transport proteins drives disorder-to-order transition in Hendra
 643 virus V. *Scientific Reports* 8, 358.
- 644 Babalola, O.E., Bode, C.O., Ajayi, A.A., Alakaloko, F.M., Akase, I.E., Otrofanowei, E., Salu, O.B.,
 645 Adeyemo, W.L., Ademuyiwa, A.O., and Omilabu, S.A. Ivermectin shows clinical benefits in
 646 mild to moderate Covid19 disease: A randomised controlled double blind dose response study
 647 in Lagos. *medRxiv*, 2021.2001. 2005.21249131.
- 648 Behera, P., Patro, B.K., Singh, A.K., Chandanshive, P.D., Ravikumar, S., Pradhan, S.K., Pentapati,
 649 S.S.K., Batmanabane, G., Padhy, B.M., and Bal, S. (2020). Role of ivermectin in the
 650 prevention of COVID-19 infection among healthcare workers in India: A matched case-
 651 control study. *medRxiv*.
- 652 Bernigaud, C., Guillemot, D., Ahmed-Belkacem, A., Grimaldi-Bensouda, L., Lespine, A., Berry, F.,
 653 Softic, L., Chenost, C., Do-Pham, G., and Giraudeau, B. (Year). "Bénéfice de l'ivermectine:
 654 de la gale à la COVID-19, un exemple de sérendipité", in: *Annales de Dermatologie et de*
 655 *Vénérologie*: Elsevier), A194.
- 656 Bray, M., Rayner, C., Noël, F., Jans, D., and Wagstaff, K. (2020). Ivermectin and COVID-19: a
 657 report in Antiviral Research, widespread interest, an FDA warning, two letters to the editor
 658 and the authors' responses. *Antiviral Research*.
- 659 Budhiraja, S., Soni, A., Jha, V., Indrayan, A., Dewan, A., Singh, O., Singh, Y., Chugh, I., Arora, V.,
 660 and Pandey, R. (2020). Clinical Profile of First 1000 COVID-19 Cases Admitted at Tertiary
 661 Care Hospitals and the Correlates of their Mortality: An Indian Experience. *medRxiv*.
- 662 Cadegiani, F.A., Goren, A., Wambier, C.G., and McCoy, J. (2020). Early COVID-19 Therapy with
 663 Azithromycin Plus Nitazoxanide, Ivermectin or Hydroxychloroquine in Outpatient Settings
 664 Significantly Reduced Symptoms Compared to Known Outcomes in Untreated Patients.
 665 *medRxiv*.
- 666 Callard, F., and Perego, E. (2020). How and why patients made Long Covid. *Social Science &*
 667 *Medicine*, 113426.

- 668 Caly, L., Druce, J.D., Catton, M.G., Jans, D.A., and Wagstaff, K.M. (2020a). The FDA-approved
669 drug ivermectin inhibits the replication of SARS-CoV-2 in vitro. *Antiviral Res* 178, 104787.
- 670 Caly, L., Druce, J.D., Catton, M.G., Jans, D.A., and Wagstaff, K.M. (2020b). The FDA-approved
671 drug ivermectin inhibits the replication of SARS-CoV-2 in vitro. *Antiviral Research* 178,
672 104787.
- 673 Carvalho, H.E., Hirsch, R.R., and Farinella, M.E. (2020a). Safety and Efficacy of the combined use of
674 ivermectin, dexamethasone, enoxaparin and aspirin against COVID-19. *medRxiv*.
- 675 Carvalho, H.E., Roberto, H., Psaltis, A., and Veronica, C. (2020b). Study of the Efficacy and Safety
676 of Topical Ivermectin+ Iota-Carrageenan in the Prophylaxis against COVID-19 in Health
677 Personnel.
- 678 Chaccour, C., Casellas, A., Blanco-Di Matteo, A., Pineda, I., Fernandez-Montero, A., Castillo, P.R.,
679 Richardson, M.-A., Mateos, M.R., Jordan-Iborra, C., and Brew, J. (2020). The effect of early
680 treatment with ivermectin on viral load, symptoms and humoral response in patients with
681 mild COVID-19: a pilot, double-blind, placebo-controlled, randomized clinical trial.
- 682 Chachar, A.Z.K., Khan, K.A., Asif, M., Tanveer, K., Khaqan, A., and Basri, R. (2020). Effectiveness
683 of Ivermectin in SARS-CoV-2/COVID-19 Patients. *International Journal of Sciences* 9, 31-
684 35.
- 685 Chala (2020). Prophylaxis Covid-19 in Healthcare Agents by Intensive Treatment With Ivermectin
686 and Iota-carrageenan (Ivercar-Tuc). *ClinicalTrials.gov* NCT04701710.
- 687 Chamie, J. (2020). *Real-World Evidence: The Case of Peru. Causality between Ivermectin and*
688 *COVID-19 Infection Fatality Rate*.
- 689 Chandler, R.E. (2018). Serious neurological adverse events after ivermectin—do they occur beyond
690 the indication of onchocerciasis? *The American journal of tropical medicine and hygiene* 98,
691 382-388.
- 692 Chowdhury, A.T.M.M., Shahbaz, M., Karim, M.R., Islam, J., Guo, D., and He, S. (2020). A
693 Randomized Trial of Ivermectin-Doxycycline and Hydroxychloroquine-Azithromycin
694 therapy on COVID19 patients.
- 695 Ci, X., Li, H., Yu, Q., Zhang, X., Yu, L., Chen, N., Song, Y., and Deng, X. (2009). Avermectin
696 exerts anti-inflammatory effect by downregulating the nuclear transcription factor kappa-B
697 and mitogen-activated protein kinase activation pathway. *Fundam Clin Pharmacol* 23, 449-
698 455.
- 699 Consortium, W.S.T. (2020). Repurposed antiviral drugs for COVID-19—interim WHO
700 SOLIDARITY trial results. *medRxiv. Preprint posted online* 15.
- 701 Crump, A., and Omura, S. (2011). Ivermectin, ‘wonder drug’ from Japan: the human use perspective.
702 *Proceedings of the Japan Academy, Series B* 87, 13-28.
- 703 Dahabreh, I.J., Sheldrick, R.C., Paulus, J.K., Chung, M., Varvarigou, V., Jafri, H., Rassen, J.A.,
704 Trikalinos, T.A., and Kitsios, G.D. (2012). Do observational studies using propensity score
705 methods agree with randomized trials? A systematic comparison of studies on acute coronary
706 syndromes. *European Heart Journal* 33, 1893-1901.
- 707 Dasgupta J, S.U., Bakshi a, Dasgupta a, Manna K, Saha, C De, Rk, Mukhopadhyay S, Bhattacharyya
708 Np (2020). Nsp7 and Spike Glycoprotein of SARS-CoV-2 Are Envisaged as Potential Targets
709 of Vitamin D and Ivermectin. *Preprints*.
- 710 Dayer, M.R. (2020). Coronavirus (2019-nCoV) Deactivation via Spike Glycoprotein Shielding by
711 Old Drugs, Bioinformatic Study.
- 712 De Melo, G.D., Lazarini, F., Larrous, F., Feige, L., Kergoat, L., Marchio, A., Pineau, P., Lecuit, M.,
713 Lledo, P.-M., Changeux, J.-P., and Bourhy, H. (2020). Anti-COVID-19 efficacy of ivermectin
714 in the golden hamster. *bioRxiv*, 2020.2011.2021.392639.
- 715 Elgazzar, A., Hany, B., Youssef, S.A., Hafez, M., and Moussa, H. (2020). Efficacy and Safety of
716 Ivermectin for Treatment and prophylaxis of COVID-19 Pandemic.

- 717 Entrenas Castillo, M., Entrenas Costa, L.M., Vaquero Barrios, J.M., Alcalá Diaz, J.F., Lopez
718 Miranda, J., Bouillon, R., and Quesada Gomez, J.M. (2020). "Effect of calcifediol treatment
719 and best available therapy versus best available therapy on intensive care unit admission and
720 mortality among patients hospitalized for COVID-19: A pilot randomized clinical study". *J*
721 *Steroid Biochem Mol Biol* 203, 105751.
- 722 Espitia-Hernandez, G., Munguia, L., Diaz-Chiguer, D., Lopez-Elizalde, R., and Jimenez-Ponce, F.
723 (2020). Effects of Ivermectin-azithromycin-cholecalciferol combined therapy on COVID-19
724 infected patients: a proof of concept study.
- 725 Gardon, J., Gardon-Wendel, N., Demanga, N., Kamgno, J., Chippaux, J.-P., and Boussinesq, M.
726 (1997). Serious reactions after mass treatment of onchocerciasis with ivermectin in an area
727 endemic for Loa loa infection. *The Lancet* 350, 18-22.
- 728 Gorial, F.I., Mashhadani, S., Sayaly, H.M., Dakhil, B.D., Almashhadani, M.M., Aljabory, A.M.,
729 Abbas, Hassan M, Ghanim, M., and Rasheed, J.I. (2020). Effectiveness of Ivermectin as add-
730 on Therapy in COVID-19 Management (Pilot Trial). *medRxiv*.
- 731 Götz, V., Magar, L., Dornfeld, D., Giese, S., Pohlmann, A., Höper, D., Kong, B.-W., Jans, D.A.,
732 Beer, M., Haller, O., and Schwemmler, M. (2016). Influenza A viruses escape from MxA
733 restriction at the expense of efficient nuclear vRNP import. *Scientific Reports* 6, 23138.
- 734 Guzzo, C., Furtek, C., Porras, A., Chen, C., Tipping, R., Clineschmidt, C., Sciberras, D., Hsieh, J.,
735 and Lasseter, K. (2002). Safety, Tolerability, and Pharmacokinetics of Escalating High Doses
736 of Ivermectin in Healthy Adult Subjects. *Journal of clinical pharmacology* 42, 1122-1133.
- 737 Hashim, H.A., Maulood, M.F., Rasheed, A.M., Fatak, D.F., Kabah, K.K., and Abdulmir, A.S.
738 (2020). Controlled randomized clinical trial on using Ivermectin with Doxycycline for
739 treating COVID-19 patients in Baghdad, Iraq. *medRxiv*.
- 740 Hellwig, M.D., and Maia, A. (2020). A COVID-19 Prophylaxis? Lower incidence associated with
741 prophylactic administration of Ivermectin. *Int J Antimicrob Agents*, 106248.
- 742 Hermine, O., Mariette, X., Tharaux, P.L., Resche-Rigon, M., Porcher, R., Ravaud, P., and Group, C.-
743 C. (2020). Effect of Tocilizumab vs Usual Care in Adults Hospitalized With COVID-19 and
744 Moderate or Severe Pneumonia: A Randomized Clinical Trial. *JAMA Intern Med*.
- 745 Horby, P., Lim, W.S., Emberson, J.R., Mafham, M., Bell, J.L., Linsell, L., Staplin, N., Brightling, C.,
746 Ustianowski, A., and Elmahi, E. (2020). Dexamethasone in hospitalized patients with Covid-
747 19-preliminary report. *The New England journal of medicine*.
- 748 Hussien, M.A., and Abdelaziz, A.E. (2020). Molecular docking suggests repurposing of brincidofovir
749 as a potential drug targeting SARS-CoV-2 ACE2 receptor and main protease. *Network*
750 *Modeling Analysis in Health Informatics and Bioinformatics* 9, 1-18.
- 751 Jehi, L., Ji, X., Milinovich, A., Erzurum, S., Rubin, B.P., Gordon, S., Young, J.B., and Kattan, M.W.
752 (2020). Individualizing Risk Prediction for Positive Coronavirus Disease 2019 Testing:
753 Results From 11,672 Patients. *Chest* 158, 1364-1375.
- 754 Kalfas, S., Visvanathan, K., Chan, K., and Drago, J. (2020). THE THERAPEUTIC POTENTIAL OF
755 IVERMECTIN FOR COVID-19: A REVIEW OF MECHANISMS AND EVIDENCE.
756 *medRxiv*.
- 757 Khan, M.S.I., Khan, M.S.I., Debnath, C.R., Nath, P.N., Mahtab, M.A., Nabeka, H., Matsuda, S., and
758 Akbar, S.M.F. (2020). Ivermectin Treatment May Improve the Prognosis of Patients With
759 COVID-19. *Archivos de Bronconeumología*.
- 760 King, C.R., Tessier, T.M., Dodge, M.J., Weinberg, J.B., and Mymryk, J.S. (2020). Inhibition of
761 Human Adenovirus Replication by the Importin α/β 1 Nuclear Import Inhibitor Ivermectin.
762 *Journal of Virology* 94.
- 763 Kircik, L.H., Del Rosso, J.Q., Layton, A.M., and Schaubert, J. (2016). Over 25 Years of Clinical
764 Experience With Ivermectin: An Overview of Safety for an Increasing Number of Indications.
765 *Journal of drugs in dermatology : JDD* 15, 325-332.

- 766 Kitsios, G.D., Dahabreh, I.J., Callahan, S., Paulus, J.K., Campagna, A.C., and Dargin, J.M. (2015).
767 Can We Trust Observational Studies Using Propensity Scores in the Critical Care Literature?
768 A Systematic Comparison With Randomized Clinical Trials. *Crit Care Med* 43, 1870-1879.
- 769 Kory, P., Meduri, G.U., Iglesias, J., Varon, J., and Marik, P.E. (2020). Clinical and Scientific
770 Rationale for the “MATH+” Hospital Treatment Protocol for COVID-19. *Journal of Intensive*
771 *Care Medicine*.
- 772 Lehrer, S., and Rheinstein, P.H. (2020). Ivermectin Docks to the SARS-CoV-2 Spike Receptor-
773 binding Domain Attached to ACE2. *In Vivo* 34, 3023-3026.
- 774 Li, Y., Chen, M., Cao, H., Zhu, Y., Zheng, J., and Zhou, H. (2013). Extraordinary GU-rich single-
775 strand RNA identified from SARS coronavirus contributes an excessive innate immune
776 response. *Microbes Infect* 15, 88-95.
- 777 Lonjon, G., Boutron, I., Trinquart, L., Ahmad, N., Aim, F., Nizard, R., and Ravaud, P. (2014).
778 Comparison of treatment effect estimates from prospective nonrandomized studies with
779 propensity score analysis and randomized controlled trials of surgical procedures. *Ann Surg*
780 259, 18-25.
- 781 Lv, C., Liu, W., Wang, B., Dang, R., Qiu, L., Ren, J., Yan, C., Yang, Z., and Wang, X. (2018).
782 Ivermectin inhibits DNA polymerase UL42 of pseudorabies virus entrance into the nucleus
783 and proliferation of the virus in vitro and vivo. *Antiviral Research* 159, 55-62.
- 784 Mahmud, R. (2020). A Randomized, Double-Blind Placebo Controlled Clinical Trial of Ivermectin
785 plus Doxycycline for the Treatment of Confirmed Covid-19 Infection.
- 786 Marik, P.E., Kory, P., Varon, J., Iglesias, J., and Meduri, G.U. (2020). MATH+ protocol for the
787 treatment of SARS-CoV-2 infection: the scientific rationale. *Expert Review of Anti-infective*
788 *Therapy*, 1-7.
- 789 Mastrangelo, E., Pezzullo, M., De Burghgraeve, T., Kaptein, S., Pastorino, B., Dallmeier, K., De
790 Lamballerie, X., Neyts, J., Hanson, A.M., Frick, D.N., Bolognesi, M., and Milani, M. (2012).
791 Ivermectin is a potent inhibitor of flavivirus replication specifically targeting NS3 helicase
792 activity: new prospects for an old drug. *Journal of Antimicrobial Chemotherapy* 67, 1884-
793 1894.
- 794 Maurya, D.K. (2020). A combination of ivermectin and doxycycline possibly blocks the viral entry
795 and modulate the innate immune response in COVID-19 patients.
- 796 Morgenstern, J., Redondo, J.N., De Leon, A., Canela, J.M., Torres, N., Tavares, J., Minaya, M.,
797 Lopez, O., Placido, A.M., and Castillo, A. (2020). The use of compassionate Ivermectin in the
798 management of symptomatic outpatients and hospitalized patients with clinical diagnosis of
799 COVID-19 at the Medical Center Bournigal and the Medical Center Punta Cana, Rescue
800 Group, Dominican Republic, from may 1 to august 10, 2020. *medRxiv*.
- 801 Nadkarni, G.N., Lala, A., Bagiella, E., Chang, H.L., Moreno, P.R., Pujadas, E., Arvind, V., Bose, S.,
802 Charney, A.W., Chen, M.D., Cordon-Cardo, C., Dunn, A.S., Farkouh, M.E., Glicksberg, B.S.,
803 Kia, A., Kohli-Seth, R., Levin, M.A., Timsina, P., Zhao, S., Fayad, Z.A., and Fuster, V.
804 (2020). Anticoagulation, Bleeding, Mortality, and Pathology in Hospitalized Patients With
805 COVID-19. *J Am Coll Cardiol* 76, 1815-1826.
- 806 Nallusamy, S., Mannu, J., Ravikumar, C., Angamuthu, K., Nathan, B., Nachimuthu, K., Ramasamy,
807 G., Muthurajan, R., Subbarayalu, M., and Neelakandan, K. (2020). Shortlisting
808 Phytochemicals Exhibiting Inhibitory Activity against Major Proteins of SARS-CoV-2
809 through Virtual Screening.
- 810 Niaee, M.S., Gheibi, N., Namdar, P., Allami, A., Zolghadr, L., Javadi, A., Karampour, A., Varnaseri,
811 M., Bizhani, B., and Cheraghi, F. (2020). Ivermectin as an adjunct treatment for hospitalized
812 adult COVID-19 patients: A randomized multi-center clinical trial.

- 813 Perera, R.A., Tso, E., Tsang, O.T., Tsang, D.N., Fung, K., Leung, Y.W., Chin, A.W., Chu, D.K.,
814 Cheung, S.M., and Poon, L.L. (2020). SARS-CoV-2 virus culture from the upper respiratory
815 tract: Correlation with viral load, subgenomic viral RNA and duration of illness. *MedRxiv*.
- 816 Podder, C.S., Chowdhury, N., Sina, M.I., and Haque, W. (2020). Outcome of ivermectin treated mild
817 to moderate COVID-19 cases: a single-centre, open-label, randomised controlled study. *IMC*
818 *J. Med. Sci* 14.
- 819 Polak, S.B., Van Gool, I.C., Cohen, D., Von Der Thusen, J.H., and Van Paassen, J. (2020). A
820 systematic review of pathological findings in COVID-19: a pathophysiological timeline and
821 possible mechanisms of disease progression. *Mod Pathol* 33, 2128-2138.
- 822 Portmann-Baracco, A., Bryce-Alberti, M., and Accinelli, R.A. (2020). Antiviral and Anti-
823 Inflammatory Properties of Ivermectin and Its Potential Use in Covid-19. *Arch*
824 *Bronconeumol*.
- 825 Rajter, J.C., Sherman, M.S., Fattah, N., Vogel, F., Sacks, J., and Rajter, J.J. (2020). Use of Ivermectin
826 is Associated with Lower Mortality in Hospitalized Patients with COVID-19 (ICON study).
827 *Chest*.
- 828 Ravikirti, Roy, R., Pattadar, C., Raj, R., Agarwal, N., Biswas, B., Majhi, P.K., Rai, D.K., Shyama,
829 Kumar, A., and Sarfaraz, A. (2021). Ivermectin as a potential treatment for mild to moderate
830 COVID-19 – A double blind randomized placebo-controlled trial. *medRxiv*,
831 2021.2001.2005.21249310.
- 832 Robin, R.C., Alam, R.F., Saber, S., Bhiuyan, E., Murshed, R., and Alam, M.T. (2020). A Case Series
833 of 100 COVID-19 Positive Patients Treated with Combination of Ivermectin and
834 Doxycycline. *Journal of Bangladesh College of Physicians and Surgeons*, 10-15.
- 835 Rodriguez-Nava, G., Trelles-Garcia, D.P., Yanez-Bello, M.A., Chung, C.W., Trelles-Garcia, V.P.,
836 and Friedman, H.J. (2020). Atorvastatin associated with decreased hazard for death in
837 COVID-19 patients admitted to an ICU: a retrospective cohort study. *Crit Care* 24, 429.
- 838 Rubin, R. (2020). As Their Numbers Grow, COVID-19 “Long Haulers” Stump Experts. *JAMA* 324,
839 1381-1383.
- 840 Salvarani, C., Dolci, G., Massari, M., Merlo, D.F., Cavuto, S., Savoldi, L., Bruzzi, P., Boni, F.,
841 Braglia, L., Turra, C., Ballerini, P.F., Sciascia, R., Zammarchi, L., Para, O., Scotton, P.G.,
842 Inojosa, W.O., Ravagnani, V., Salerno, N.D., Sainaghi, P.P., Brignone, A., Codeluppi, M.,
843 Teopompi, E., Milesi, M., Bertomoro, P., Claudio, N., Salio, M., Falcone, M., Cenderello, G.,
844 Donghi, L., Del Bono, V., Colombelli, P.L., Angheben, A., Passaro, A., Secondo, G., Pascale,
845 R., Piazza, I., Facciolongo, N., Costantini, M., and Group, R.-T.-C.-S. (2020). Effect of
846 Tocilizumab vs Standard Care on Clinical Worsening in Patients Hospitalized With COVID-
847 19 Pneumonia: A Randomized Clinical Trial. *JAMA Intern Med*.
- 848 Scheim, D. (2020). "From Cold to Killer: How SARS-CoV-2 Evolved without Hemagglutinin
849 Esterase to Agglutinate, Then Clot Blood Cells in Pulmonary and Systemic
850 Microvasculature". SSRN).
- 851 Schmith, V.D., Zhou, J., and Lohmer, L.R. (2020). The Approved Dose of Ivermectin Alone is not
852 the Ideal Dose for the Treatment of COVID-19. *Clinical Pharmacology & Therapeutics*.
- 853 Sen Gupta, P.S., Biswal, S., Panda, S.K., Ray, A.K., and Rana, M.K. (2020). Binding mechanism and
854 structural insights into the identified protein target of COVID-19 and importin-alpha with in-
855 vitro effective drug ivermectin. *J Biomol Struct Dyn*, 1-10.
- 856 Shouman, W. (2020). Use of Ivermectin as a Prophylactic Option in Asymptomatic Family Close
857 Contact for Patient with COVID-19. *Clinical Trials.gov*.
- 858 Siegelman, J.N. (2020). Reflections of a COVID-19 Long Hauler. *JAMA*.
- 859 Soto-Becerra, P., Culquichicón, C., Hurtado-Roca, Y., and Araujo-Castillo, R.V. (2020). Real-world
860 effectiveness of hydroxychloroquine, azithromycin, and ivermectin among hospitalized
861 COVID-19 patients: results of a target trial emulation using observational data from a

- 862 nationwide healthcare system in Peru. *Azithromycin, and Ivermectin Among Hospitalized*
 863 *COVID-19 Patients: Results of a Target Trial Emulation Using Observational Data from a*
 864 *Nationwide Healthcare System in Peru.*
- 865 Sparsa, A., Bonnetblanc, J., Peyrot, I., Loustaud-Ratti, V., Vidal, E., and Bedane, C. (Year).
 866 "Systemic adverse reactions with ivermectin treatment of scabies", in: *Annales de*
 867 *Dermatologie et de Venereologie*, 784-787.
- 868 Spoorthi V, S.S. (2020). Utility of Ivermectin and Doxycycline combination for the treatment of
 869 SARS-CoV2. *International Archives of Integrated Medicine* 7, 177-182.
- 870 Suravajhala, R., Parashar, A., Malik, B., Nagaraj, A.V., Padmanaban, G., Kishor, P.K., Polavarapu,
 871 R., and Suravajhala, P. (2020). Comparative Docking Studies on Curcumin with COVID-19
 872 Proteins.
- 873 Swargiary, A. (2020). Ivermectin as a promising RNA-dependent RNA polymerase inhibitor and a
 874 therapeutic drug against SARS-CoV2: Evidence from in silico studies.
- 875 Tambo, E., Khater, E.I., Chen, J.H., Bergquist, R., and Zhou, X.N. Nobel prize for the artemisinin
 876 and ivermectin discoveries: a great boost towards elimination of the global infectious diseases
 877 of poverty.
- 878 Tay, M.Y.F., Fraser, J.E., Chan, W.K.K., Moreland, N.J., Rathore, A.P., Wang, C., Vasudevan, S.G.,
 879 and Jans, D.A. (2013). Nuclear localization of dengue virus (DENV) 1–4 non-structural
 880 protein 5; protection against all 4 DENV serotypes by the inhibitor Ivermectin. *Antiviral*
 881 *Research* 99, 301-306.
- 882 Varghese, F.S., Kaukinen, P., Gläsker, S., Bepalov, M., Hanski, L., Wennerberg, K., Kümmerer,
 883 B.M., and Ahola, T. (2016). Discovery of berberine, abamectin and ivermectin as antivirals
 884 against chikungunya and other alphaviruses. *Antiviral Research* 126, 117-124.
- 885 Veit, O., Beck, B., Steuerwald, M., and Hatz, C. (2006). First case of ivermectin-induced severe
 886 hepatitis. *Transactions of the Royal Society of Tropical Medicine and Hygiene* 100, 795-797.
- 887 Wagstaff, Kylie m., Sivakumaran, H., Heaton, Steven m., Harrich, D., and Jans, David a. (2012).
 888 Ivermectin is a specific inhibitor of importin α/β -mediated nuclear import able to inhibit
 889 replication of HIV-1 and dengue virus. *Biochemical Journal* 443, 851-856.
- 890 Yang, S.N.Y., Atkinson, S.C., Wang, C., Lee, A., Bogoyevitch, M.A., Borg, N.A., and Jans, D.A.
 891 (2020). The broad spectrum antiviral ivermectin targets the host nuclear transport importin
 892 α/β heterodimer. *Antiviral Research* 177, 104760.
- 893 Young, B.E., Ong, S.W., Ng, L.F., Anderson, D.E., Chia, W.N., Chia, P.Y., Ang, L.W., Mak, T.-M.,
 894 Kalimuddin, S., and Chai, L.Y.A. (2020). Viral dynamics and immune correlates of COVID-
 895 19 disease severity. *Clinical infectious diseases: an official publication of the Infectious*
 896 *Diseases Society of America.*
- 897 Zhang, J., Rao, X., Li, Y., Zhu, Y., Liu, F., Guo, G., Luo, G., Meng, Z., De Backer, D., and Xiang, H.
 898 (2020a). High-dose vitamin C infusion for the treatment of critically ill COVID-19.
- 899 Zhang, X., Song, Y., Ci, X., An, N., Ju, Y., Li, H., Wang, X., Han, C., Cui, J., and Deng, X. (2008).
 900 Ivermectin inhibits LPS-induced production of inflammatory cytokines and improves LPS-
 901 induced survival in mice. *Inflamm Res* 57, 524-529.
- 902 Zhang, X., Song, Y., Xiong, H., Ci, X., Li, H., Yu, L., Zhang, L., and Deng, X. (2009). Inhibitory
 903 effects of ivermectin on nitric oxide and prostaglandin E2 production in LPS-stimulated
 904 RAW 264.7 macrophages. *Int Immunopharmacol* 9, 354-359.
- 905 Zhang, X.-J., Qin, J.-J., Cheng, X., Shen, L., Zhao, Y.-C., Yuan, Y., Lei, F., Chen, M.-M., Yang, H.,
 906 and Bai, L. (2020b). In-hospital use of statins is associated with a reduced risk of mortality
 907 among individuals with COVID-19. *Cell metabolism* 32, 176-187. e174.